

# WHAT MATTERS MOST?

## *Reaching Every Child*



**KRISTIE HORN**


**KRISTIN SCHAUB**

**RONALD WOODEN**



**WORD ON  
THE STREET**

*Interventions*



**"WHEN YOU COME TO  
A FORK IN THE ROAD  
TAKE IT."  
-YOGI BERRA**



**DOWN MEMORY  
LANE**



**A MOVE IN  
THE RIGHT  
DIRECTION**

## **WE BELIEVE....**

That the best intervention is a classroom teacher – but not just any teacher- one who is data driven, current on research, and is willing to change their practices to meet the needs of students. A teacher who is able to reflect in order to seek continual improvement, and who never settles for anything less than the best for each individual child. We believe that ALL children deserve an educational plan that is tailored to their specific needs, delivered by a high quality teacher who knows and cares for them.

# THE BEST PRACTICES OF INTERVENTION

Modeling

Student Response

Manipulation

Incremental Rehearsal

Shaping

Fluency and Repeated Practice

Home School Connection

The image features a central rectangular sign with a black border and rounded corners, mounted on a metal post. The sign has a light gray background and the text "ON THE ROAD AGAIN" written in a bold, black, sans-serif font, arranged in three lines. The sign is set against a background of a hand-drawn map with various colored lines, arrows, and shapes. The map includes a prominent red arrow pointing right, a yellow arrow pointing left, and several other arrows in blue, purple, and orange. The background is a light gray grid with various colored lines and shapes, creating a complex, abstract map-like pattern. The overall style is hand-drawn and artistic.

**ON THE  
ROAD  
AGAIN**





# OUR PROCESS

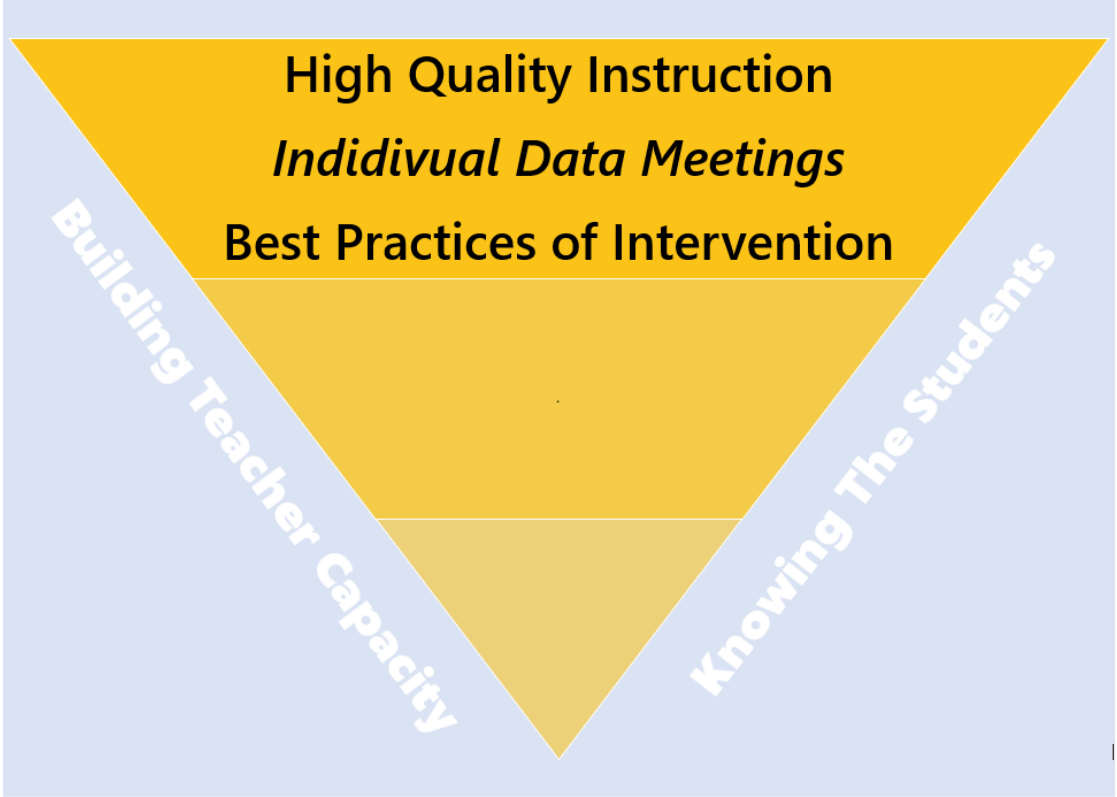


**Building Teacher Capacity**

**Knowing The Students**



# OUR PROCESS




High Quality Instruction  
*Individual Data Meetings*  
Best Practices of Intervention

Building Teacher Capacity

Knowing The Students



# OUR PROCESS



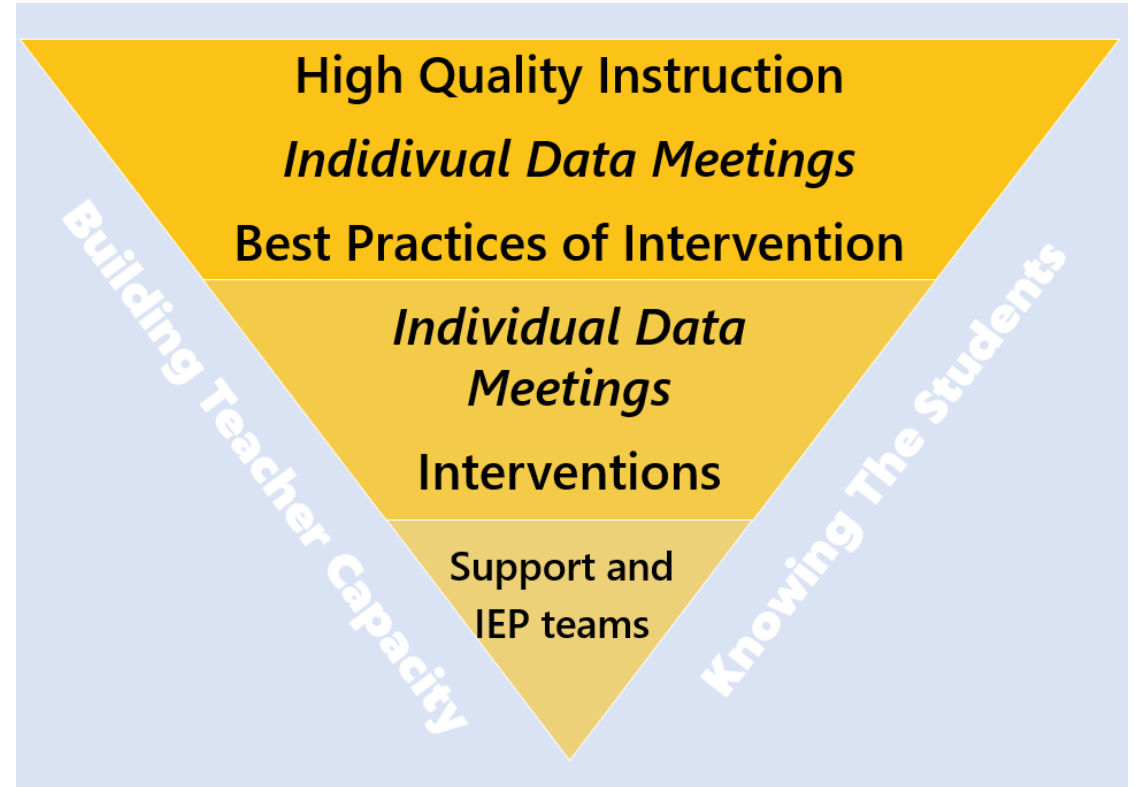
High Quality Instruction  
*Individual Data Meetings*  
Best Practices of Intervention

*Individual Data Meetings*

Interventions

Building Teacher Capacity

Knowing The Students



# RESULTS

	Number of Students Receiving an Intervention	Average Minutes Students Spent on Packaged Intervention per Week	Packaged Interventions Used	Results
2010	320 out of 408	280 minutes per student per week	<ul style="list-style-type: none"> <li>• SIPPS</li> <li>• I-Station</li> <li>• SuccessMaker Reading</li> <li>• Soar to Success</li> <li>• Launch</li> <li>• Math Recover</li> <li>• SuccessMaker Math</li> <li>• Knowing Mathematics</li> <li>• Dreambox</li> </ul>	<p>Reading Maryland State Assessment Data ranked us in the bottom 20% of Title I schools within our district.</p> <p>Math Maryland State Assessment Data ranked us in the bottom 40% of Title I schools within our district.</p>
2019	52 out of 485	100 minutes per student per week	<ul style="list-style-type: none"> <li>• SIPPS</li> <li>• I-Station</li> <li>• Dreambox</li> </ul>	<p>MCAP Reading and Math ranked us as 1<sup>st</sup> out of Title I schools in our district for 2019.</p> <p>Ranked in the top 10% of all Title I schools in 2018.</p>