



**2019-2020 Maryland Title I Schools  
Final 03/11/2020**

School Yr.	LEA Name	LEA #	School ID	School Name	New {N}	Charter School {C}	Title I Status	ESEA Status	% Pov.
2020	01-Allegany	01	0402	John Humbird Elementary			SW		100.00%
2020	01-Allegany	01	0401	South Penn Elementary			SW		93.33%
2020	01-Allegany	01	0801	Westernport Elementary			SW		87.33%
2020	01-Allegany	01	1001	George's Creek Elementary			SW		82.65%
2020	01-Allegany	01	0603	West Side Elementary			SW		62.96%
2020	01-Allegany	01	2901	Cash Valley Elementary			SW		62.83%
2020	01-Allegany	01	1302	Mt. Savage Elementary			SW		57.53%
2020	01-Allegany	01	0502	Northeast Elementary			SW		56.04%
2020	01-Allegany	01	2801	Beall Elementary			SW		55.97%
2020	01-Allegany	01	0301	Flintstone Elementary			SW		55.31%
				<b>Schoolwide</b>			<b>10</b>		
				<b>Targeted Assistance</b>			<b>0</b>		
				<b>Total</b>			<b>10</b>		
				<b>New Title I</b>			<b>0</b>		
				<b>CSI School</b>			<b>0</b>		
				<b>TSI School</b>			<b>0</b>		






**2019-2020 Maryland Title I Schools  
Final 03/11/2020**

				<b>Schoolwide</b>			<b>13</b>		
				<b>Targeted Assistance</b>			<b>14</b>		
				<b>Total</b>			<b>27</b>		
				<b>New Title I</b>			<b>0</b>		
				<b>CSI School</b>			<b>0</b>		
				<b>TSI School</b>			<b>19</b>		



**2019-2020 Maryland Title I Schools  
Final 03/11/2020**

School Yr.	LEA Name	LEA #	School ID	School Name	New {N}	Charter School {C}	Title I Status	ESEA Status	% Pov.
2020	30-Baltimore City	30	0011	Eutaw-Marshburn Elementary School			SW	CSI	84.79%
2020	30-Baltimore City	30	0010	James McHenry Elementary/Middle School			SW	CSI	84.62%
2020	30-Baltimore City	30	0250	Dr. Bernard Harris, Sr., Elementary School			SW	TSI	82.30%
2020	30-Baltimore City	30	0016	Johnston Square Elementary School			SW	TSI	81.16%
2020	30-Baltimore City	30	0260	Frederick Elementary School		C	SW	CSI	81.09%
2020	30-Baltimore City	30	0095	Franklin Square Elementary/Middle School			SW	TSI	79.83%
2020	30-Baltimore City	30	0035	Harlem Park Elementary/Middle School			SW	CSI	79.48%
2020	30-Baltimore City	30	0028	William Pinderhughes Elementary/Middle School			SW	CSI	79.28%
2020	30-Baltimore City	30	0144	James Mosher Elementary School			SW	TSI	79.08%
2020	30-Baltimore City	30	0159	Cherry Hill Elementary/Middle School			SW	CSI	79.03%
2020	30-Baltimore City	30	0008	City Springs Elementary/Middle School		C	SW	TSI	78.81%
2020	30-Baltimore City	30	0254	Dr. Martin Luther King, Jr., Elementary/Middle School			SW	TSI	78.77%
2020	30-Baltimore City	30	0130	Booker T. Washington Middle School			SW	CSI	78.69%
2020	30-Baltimore City	30	0097	Collington Square Elementary/Middle School			SW	TSI	78.37%
2020	30-Baltimore City	30	0142	Robert W. Coleman Elementary School			SW	CSI	77.71%
2020	30-Baltimore City	30	0037	Harford Heights Elementary School			SW	CSI	77.67%
2020	30-Baltimore City	30	0122	Historic Samuel Coleridge-Taylor Elementary School, The			SW		77.53%
2020	30-Baltimore City	30	0029	Matthew A. Henson Elementary School			SW	CSI	77.35%
2020	30-Baltimore City	30	0125	Furman Templeton Preparatory Academy		C	SW		77.20%
2020	30-Baltimore City	30	0004	Steuart Hill Academic Academy			SW		76.61%
2020	30-Baltimore City	30	0164	Arundel Elementary School			SW	TSI	76.24%
2020	30-Baltimore City	30	0150	Mary Ann Winterling Elementary School at Bentalou			SW	TSI	76.11%
2020	30-Baltimore City	30	0225	Westport Academy			SW	TSI	75.96%
2020	30-Baltimore City	30	0075	Calverton Elementary/Middle School			SW	CSI	75.68%
2020	30-Baltimore City	30	0067	Edgewood Elementary School			SW		75.40%
2020	30-Baltimore City	30	0261	Lockerman Bundy Elementary School			SW	CSI	74.63%
2020	30-Baltimore City	30	0085	Fort Worthington Elementary/Middle School			SW	CSI	74.22%
2020	30-Baltimore City	30	0145	Alexander Hamilton Elementary School			SW	CSI	74.16%



**2019-2020 Maryland Title I Schools  
Final 03/11/2020**

2020	30-Baltimore City	30	0217	Belmont Elementary School			SW	TSI	73.68%
2020	30-Baltimore City	30	0050	Abbottston Elementary School			SW		72.99%
2020	30-Baltimore City	30	0013	Tench Tilghman Elementary/Middle School			SW		72.89%
2020	30-Baltimore City	30	0007	Cecil Elementary School			SW	TSI	72.75%
2020	30-Baltimore City	30	0134	Walter P. Carter Elementary/Middle School			SW	TSI	72.51%
2020	30-Baltimore City	30	0062	Edgecombe Circle Elementary School			SW	TSI	72.25%
2020	30-Baltimore City	30	0063	Rosemont Elementary/Middle School		C	SW	TSI	71.72%
2020	30-Baltimore City	30	0022	George Washington Elementary School			SW	TSI	71.30%
2020	30-Baltimore City	30	0204	Mary E. Rodman Elementary School			SW	CSI	71.27%
2020	30-Baltimore City	30	0061	Dorothy I. Height Elementary School			SW	TSI	70.98%
2020	30-Baltimore City	30	0248	Sinclair Lane Elementary School			SW	TSI	70.78%
2020	30-Baltimore City	30	0044	Montebello Elementary/Middle School			SW	TSI	70.63%
2020	30-Baltimore City	30	0231	Brehms Lane Public Charter School		C	SW	TSI	68.98%
2020	30-Baltimore City	30	0223	Pimlico Elementary/Middle School			SW	CSI	68.82%
2020	30-Baltimore City	30	0087	Windsor Hills Elementary/Middle School			SW	TSI	68.63%
2020	30-Baltimore City	30	0086	Lakewood Elementary School			SW		68.57%
2020	30-Baltimore City	30	0364	Bluford Drew Jemison STEM Academy West			SW	CSI	67.23%
2020	30-Baltimore City	30	0073	Sarah M. Roach Elementary School			SW	TSI	66.97%
2020	30-Baltimore City	30	0246	Beechfield Elementary/Middle School			SW	TSI	66.72%
2020	30-Baltimore City	30	0206	Furley Elementary School			SW		66.59%
2020	30-Baltimore City	30	0088	Wildwood Elementary/Middle School			SW	TSI	66.12%
2020	30-Baltimore City	30	0251	Callaway Elementary School			SW	TSI	65.71%
2020	30-Baltimore City	30	0015	Stadium School			SW		65.70%
2020	30-Baltimore City	30	0124	Bay-Brook Elementary/Middle School			SW	TSI	65.50%
2020	30-Baltimore City	30	0214	Guilford Elementary/Middle School			SW	TSI	64.77%
2020	30-Baltimore City	30	0234	Arlington Elementary/Middle School			SW	TSI	64.00%
2020	30-Baltimore City	30	0325	ConneXions: A Community Based Arts School		C	SW	CSI	63.97%
2020	30-Baltimore City	30	0039	Dallas F. Nicholas, Sr., Elementary School			SW		63.79%
2020	30-Baltimore City	30	0207	Curtis Bay Elementary/Middle School			SW	TSI	63.54%
2020	30-Baltimore City	30	0213	Govans Elementary School		C	SW	TSI	62.68%
2020	30-Baltimore City	30	0374	Vanguard Collegiate Middle School			SW	CSI	62.08%



**2019-2020 Maryland Title I Schools  
Final 03/11/2020**

2020	30-Baltimore City	30	0211	Gardenville Elementary School			SW		61.13%
2020	30-Baltimore City	30	0054	Barclay Elementary/Middle School			SW	CSI	61.05%
2020	30-Baltimore City	30	0058	Dr. Nathan A. Pitts-Ashburton Elementary/Middle School			SW	CSI	60.74%
2020	30-Baltimore City	30	0064	Liberty Elementary School			SW		60.66%
2020	30-Baltimore City	30	0060	Gwynns Falls Elementary School			SW		60.63%
2020	30-Baltimore City	30	0328	Southwest Baltimore Charter School		C	SW	TSI	60.46%
2020	30-Baltimore City	30	0105	Moravia Park Elementary School			SW		60.18%
2020	30-Baltimore City	30	0427	Academy for College and Career Exploration			SW	CSI	60.18%
2020	30-Baltimore City	30	0051	Waverly Elementary/Middle School			SW	TSI	60.09%
2020	30-Baltimore City	30	0083	William Paca Elementary School			SW	TSI	59.96%
2020	30-Baltimore City	30	0322	New Song Academy			SW		58.82%
2020	30-Baltimore City	30	0220	Morrell Park Elementary/Middle School			SW	TSI	58.28%
2020	30-Baltimore City	30	0232	Thomas Jefferson Elementary/Middle School			SW	TSI	57.14%
2020	30-Baltimore City	30	0021	Hilton Elementary School			SW	TSI	56.74%
2020	30-Baltimore City	30	0337	Afya Public Charter School		C	SW	TSI	56.55%
2020	30-Baltimore City	30	0256	Calvin M. Rodwell Elementary/Middle School			SW		56.09%
2020	30-Baltimore City	30	0081	North Bend Elementary/Middle School			SW	TSI	55.94%
2020	30-Baltimore City	30	0210	Hazelwood Elementary/Middle School			SW	TSI	55.65%
2020	30-Baltimore City	30	0034	Charles Carroll Barrister Elementary School			SW	TSI	55.03%
2020	30-Baltimore City	30	0027	Commodore John Rodgers Elementary/Middle School			SW	TSI	54.04%
2020	30-Baltimore City	30	0377	Green Street Academy		C	SW	TSI	54.00%
2020	30-Baltimore City	30	0368	Elmer A. Henderson: A Johns Hopkins Partnership School			SW	TSI	53.62%
2020	30-Baltimore City	30	0349	NACA Freedom and Democracy Academy II			SW	TSI	52.49%
2020	30-Baltimore City	30	0242	Northwood Elementary School			SW		52.42%
2020	30-Baltimore City	30	0384	Creative City Public Charter School		C	SW	TSI	52.27%
2020	30-Baltimore City	30	0201	Dickey Hill Elementary/Middle School			SW	TSI	52.25%
2020	30-Baltimore City	30	0347	KIPP Harmony Academy		C	SW	TSI	52.25%
2020	30-Baltimore City	30	0053	Margaret Brent Elementary/Middle School			SW	TSI	51.81%
2020	30-Baltimore City	30	0226	Violetville Elementary/Middle School			SW	TSI	51.72%
2020	30-Baltimore City	30	0323	Crossroads School, The		C	SW		51.52%



**2019-2020 Maryland Title I Schools  
Final 03/11/2020**

2020	30-Baltimore City	30	0066	Mount Royal Elementary/Middle School			SW	TSI	51.42%
2020	30-Baltimore City	30	0382	Baltimore Design School			SW	TSI	51.25%
2020	30-Baltimore City	30	0235	Glenmount Elementary/Middle School			SW	TSI	50.21%
2020	30-Baltimore City	30	0212	Garrett Heights Elementary/Middle School			SW	TSI	50.00%
2020	30-Baltimore City	30	0421	National Academy Foundation			SW	CSI	48.45%
2020	30-Baltimore City	30	0348	Baltimore Leadership School for Young Women		C	SW	C	47.98%
2020	30-Baltimore City	30	0203	Maree G. Farring Elementary/Middle School			SW	TSI	47.85%
2020	30-Baltimore City	30	0245	Leith Walk Elementary/Middle School			SW	TSI	47.80%
2020	30-Baltimore City	30	0262	Empowerment Academy		C	SW		47.08%
2020	30-Baltimore City	30	0229	Holabird Elementary/Middle School			SW	TSI	46.96%
2020	30-Baltimore City	30	0371	Lillie May Carroll Jackson School		C	SW	TSI	46.37%
2020	30-Baltimore City	30	0243	Armistead Gardens Elementary/Middle School			SW	TSI	45.40%
2020	30-Baltimore City	30	0219	Yorkwood Elementary School			SW		43.43%
2020	30-Baltimore City	30	0247	Cross Country Elementary/Middle School			SW	TSI	42.86%
2020	30-Baltimore City	30	0215	Highlandtown Elementary/Middle School No. 215			SW	TSI	42.25%
2020	30-Baltimore City	30	0375	Baltimore Collegiate School for Boys		C	SW	TSI	41.19%
2020	30-Baltimore City	30	0240	Graceland Park/O'Donnell Heights Elementary/Middle School			SW	TSI	41.09%
2020	30-Baltimore City	30	0237	Highlandtown Elementary/Middle School No. 237			SW	TSI	40.85%
2020	30-Baltimore City	30	0327	Patterson Park Public Charter School		C	SW		39.59%
2020	30-Baltimore City	30	0023	Wolfe Street Academy		C	SW	TSI	38.78%
2020	30-Baltimore City	30	0241	Fallstaff Elementary/Middle School			SW	TSI	38.68%
2020	30-Baltimore City	30	0012	Lakeland Elementary/Middle School			SW	TSI	38.57%
2020	30-Baltimore City	30	0045	Federal Hill Preparatory Academy			SW		37.85%
				<b>Schoolwide</b>			<b>112</b>		
				<b>Targeted Assistance</b>			<b>0</b>		
				<b>Total</b>			<b>112</b>		
				<b>New Title I</b>			<b>0</b>		
				<b>CSI School</b>			<b>23</b>		



**2019-2020 Maryland Title I Schools**  
**Final 03/11/2020**


				<b>TSI School</b>			<b>66</b>		
				<b>SIG Schools</b>			<b>0</b>		
				<b>Charter Schools</b>			<b>19</b>		





**2019-2020 Maryland Title I Schools  
Final 03/11/2020**

School Yr.	LEA Name	LEA #	School ID	School Name	New {N}	Charter School {C}	Title I Status	ESEA Status	% Pov.
2020	03-Baltimore County	03	1527	Sandalwood Elem			SW		84.43%
2020	03-Baltimore County	03	1515	Hawthorne Elementary			SW		82.22%
2020	03-Baltimore County	03	1308	Riverview Elementary			SW		81.88%
2020	03-Baltimore County	03	1525	Deep Creek Elem			SW	TSI	80.00%
2020	03-Baltimore County	03	1307	Balto Highlands Elem			SW		78.48%
2020	03-Baltimore County	03	0912	Halstead Academy			SW	TSI	77.29%
2020	03-Baltimore County	03	1217	Logan Elementary			SW		75.34%
2020	03-Baltimore County	03	1351	Lansdowne Middle			SW	TSI	74.21%
2020	03-Baltimore County	03	1202	Dundalk Elementary			SW	TSI	74.06%
2020	03-Baltimore County	03	1503	Colgate Elementary			SW		74.00%
2020	03-Baltimore County	03	1216	Sandy Plains Elem			SW	TSI	73.50%
2020	03-Baltimore County	03	0104	Edmondson Hghts Elem			SW		73.15%
2020	03-Baltimore County	03	0206	Scotts Branch Elem			SW		71.97%
2020	03-Baltimore County	03	1557	Deep Creek Middle			SW	TSI	71.80%
2020	03-Baltimore County	03	1506	Martin Blvd Elem			SW		71.19%
2020	03-Baltimore County	03	1409	Shady Spring Elem			SW		71.08%
2020	03-Baltimore County	03	0303	Bedford Elem			SW		70.83%
2020	03-Baltimore County	03	0253	Woodlawn Middle			SW	TSI	70.73%
2020	03-Baltimore County	03	1513	Sussex Elementary			SW		70.35%
2020	03-Baltimore County	03	1517	Battle Grove Elem			SW	TSI	70.14%
2020	03-Baltimore County	03	1311	Lansdowne Elem			SW		70.00%
2020	03-Baltimore County	03	0113	Chadwick Elem			SW		69.47%
2020	03-Baltimore County	03	1512	Mars Estates Elem			SW	TSI	69.27%
2020	03-Baltimore County	03	1251	Dundalk Middle			SW	TSI	69.08%
2020	03-Baltimore County	03	1205	Berkshire Elementary			SW		68.99%
2020	03-Baltimore County	03	0211	Winfield Elem			SW		68.92%
2020	03-Baltimore County	03	1505	Victory Villa Elem			SW		68.79%
2020	03-Baltimore County	03	1207	Norwood Elementary			SW		68.65%
2020	03-Baltimore County	03	0204	Featherbed Lane Elem			SW	TSI	68.34%



**2019-2020 Maryland Title I Schools  
Final 03/11/2020**

2020	03-Baltimore County	03	0810	Padonia International Elem			SW		68.30%
2020	03-Baltimore County	03	0307	Milbrook Elementary			SW	TSI	68.29%
2020	03-Baltimore County	03	1514	Middlesex Elementary			SW		67.87%
2020	03-Baltimore County	03	1313	Halethorpe Elem			SW		67.73%
2020	03-Baltimore County	03	0207	Church Lane El Tech			SW		67.10%
2020	03-Baltimore County	03	1253	Holabird Middle			SW	TSI	66.29%
2020	03-Baltimore County	03	1255	Gen John Stricker Middle			TAS	TSI	66.07%
2020	03-Baltimore County	03	1403	McCormick Elementary			SW		65.87%
2020	03-Baltimore County	03	0402	Owings Mills Elem			SW		65.08%
2020	03-Baltimore County	03	1405	Elmwood Elementary			SW		64.37%
2020	03-Baltimore County	03	1451	Golden Ring Middle			SW		64.22%
2020	03-Baltimore County	03	1206	Bear Creek Elem			SW		62.85%
2020	03-Baltimore County	03	0311	Woodholme Elem			SW		62.70%
2020	03-Baltimore County	03	0214	Hernwood Elementary			SW	TSI	62.59%
2020	03-Baltimore County	03	0202	Randallstown Elem			SW		61.85%
2020	03-Baltimore County	03	0205	Woodmoor Elem			SW		61.67%
2020	03-Baltimore County	03	0105	Johnnycake Elem			SW		61.51%
2020	03-Baltimore County	03	0406	Reisterstown Elem			SW	TSI	61.45%
2020	03-Baltimore County	03	0209	Hebbsville Elem			SW		61.36%
2020	03-Baltimore County	03	0062	Campfield Eclد Ctr			SW		60.92%
2020	03-Baltimore County	03	1406	Red House Run Elem			SW		60.07%
2020	03-Baltimore County	03	0909	Pleasant Plains Elem			SW		59.91%
2020	03-Baltimore County	03	0407	Glyndon Elementary			SW	TSI	59.81%
2020	03-Baltimore County	03	0910	Oakleigh Elementary			SW		59.72%
2020	03-Baltimore County	03	1212	Charlesmont Elem			SW	TSI	59.46%
2020	03-Baltimore County	03	1507	Chase Elementary			SW		59.41%
2020	03-Baltimore County	03	1210	Grange Elementary			SW		59.09%
2020	03-Baltimore County	03	0112	Dogwood Elementary			SW		58.92%
2020	03-Baltimore County	03	1518	Glenmar Elementary			SW	TSI	58.10%
2020	03-Baltimore County	03	0216	Deer Park Elementary			SW		57.51%
2020	03-Baltimore County	03	1508	Essex Elementary			TAS		56.87%



**2019-2020 Maryland Title I Schools  
Final 03/11/2020**

<b>2020</b>	03-Baltimore County	03	1302	Arbutus Elementary	N		TAS	TSI	56.05%
<b>2020</b>	03-Baltimore County	03	1531	Seneca Elementary			TAS	TSI	54.27%
<b>2020</b>	03-Baltimore County	03	0210	Powhatan Elem			SW		54.01%
				<b>Schoolwide</b>			<b>59</b>		
				<b>Targeted Assistance</b>			<b>4</b>		
				<b>Total</b>			<b>63</b>		
				<b>New Title I</b>			<b>1</b>		
				<b>CSI School</b>			<b>0</b>		
				<b>TSI School</b>			<b>21</b>		



**2019-2020 Maryland Title I Schools  
Final 03/11/2020**

<b>School Yr.</b>	<b>LEA Name</b>	<b>LEA #</b>	<b>School ID</b>	<b>School Name</b>	<b>New {N}</b>	<b>Charter School {C}</b>	<b>Title I Status</b>	<b>ESEA Status</b>	<b>% Pov.</b>
<b>2020</b>	04-Calvert	04	0101	Patuxent Appeal Campus			TAS		46.59%
<b>2020</b>	04-Calvert	04	0114	St. Leonard Elementary			TAS	TSI	38.71%
<b>2020</b>	04-Calvert	04	0207	Calvert Elementary			TAS		30.55%
				<b>Schoolwide</b>			<b>0</b>		
				<b>Targeted Assistance</b>			<b>3</b>		
				<b>Total</b>			<b>3</b>		
				<b>New Title I</b>			<b>0</b>		
				<b>CSI School</b>			<b>0</b>		
				<b>TSI School</b>			<b>1</b>		



**2019-2020 Maryland Title I Schools  
Final 03/11/2020**

School Yr.	LEA Name	LEA #	School ID	School Name	New {N}	Charter School {C}	Title I Status	ESEA Status	% Pov.
2020	05 Caroline County	05	0501	Federalsburg Elementary			SW		73.15%
2020	05 Caroline County	05	0201	Greensboro Elementary			SW		70.61%
2020	05 Caroline County	05	0401	Preston Elementary			SW		50.87%
2020	05 Caroline County	05	0301	Denton Elementary			SW		47.30%
2020	05 Caroline County	05	0701	Ridgely Elementary			SW		41.09%
				<b>Schoolwide</b>			<b>5</b>		
				<b>Targeted Assistance</b>			<b>0</b>		
				<b>Total</b>			<b>5</b>		
				<b>New Title I</b>			<b>0</b>		
				<b>CSI School</b>			<b>0</b>		
				<b>TSI School</b>			<b>0</b>		





**2019-2020 Maryland Title I Schools**  
**Final 03/11/2020**

				<b>New Title I</b>			<b>0</b>		
				<b>CSI School</b>			<b>0</b>		
				<b>TSI School</b>			<b>0</b>		



**2019-2020 Maryland Title I Schools  
Final 03/11/2020**

School Yr.	LEA Name	LEA #	School ID	School Name	New {N}	Charter School {C}	Title I Status	ESEA Status	% Pov.
2020	07-Cecil County	07	0316	Thomson Estates Elementary			SW	TSI	80.49%
2020	07-Cecil County	07	0311	Holly Hall Elementary			SW		77.93%
2020	07-Cecil County	07	0310	Gilpin Manor Elementary			SW	TSI	77.58%
2020	07-Cecil County	07	0303	Elkton Middle			TAS	TSI	64.53%
2020	07-Cecil County	07	0104	Cecil Manor Elementary			SW	TSI	62.97%
2020	07-Cecil County	07	0506	North East Elementary			SW		59.18%
2020	07-Cecil County	07	0104	Cecilton Elementary	N		TAS		54.34%
2020	07-Cecil County	07	0703	Perryville Elementary			SW		51.11%
2020	07-Cecil County	07	0704	Bainbridge Elementary			SW		50.92%
2020	07-Cecil County	07	0510	Bay View Elementary			SW		
				<b>Schoolwide</b>			<b>8</b>		
				<b>Targeted Assistance</b>			<b>2</b>		
				<b>Total</b>			<b>10</b>		
				<b>New Title I</b>			<b>1</b>		
				<b>CSI School</b>			<b>0</b>		
				<b>TSI School</b>			<b>4</b>		





**2019-2020 Maryland Title I Schools  
Final 03/11/2020**

School Yr.	LEA Name	LEA #	School ID	School Name	New {N}	Charter School {C}	Title I Status	ESEA Status	% Pov.
2020	08-Charles County	08	0604	Dr. Samuel A. Mudd Elementary			SW	TSI	60.76%
2020	08-Charles County	08	0606	J.P. Ryon Elementary			SW		57.00%
2020	08-Charles County	08	0616	Eva Turner Elementary			SW		56.86%
2020	08-Charles County	08	0710	Indian Head Elementary			SW	TSI	56.07%
2020	08-Charles County	08	0611	Dr. Gustavus Brown Elementary			SW	TSI	53.81%
2020	08-Charles County	08	0620	C. Paul Barnhart Elementary			SW		49.39%
2020	08-Charles County	08	0612	Arthur Middleton Elementary		N	TAS		46.46%
2020	08-Charles County	08	0302	Mt. Hope/Nanjemoy Elementary			SW	TSI	43.53%
				<b>Schoolwide</b>			<b>7</b>		
				<b>Targeted Assistance</b>			<b>1</b>		
				<b>Total</b>			<b>8</b>		
				<b>New Title I</b>			<b>0</b>		
				<b>CSI School</b>			<b>0</b>		
				<b>TSI School</b>			<b>4</b>		





**2019-2020 Maryland Title I Schools  
Final 03/11/2020**

School Yr.	LEA Name	LEA #	School ID	School Name	New {N}	Charter School {C}	Title I Status	ESEA Status	% Pov.
2020	10-Frederick County	10	2302	HILLCREST ELEMENTARY			SW		90.03%
2020	10-Frederick County	10	0204	LINCOLN ELEMENTARY			SW		72.21%
2020	10-Frederick County	10	2308	BUTTERFLY RIDGE ELEMENTARY			SW		69.54%
2020	10-Frederick County	10	0222	MONOCACY ELEMENTARY			SW		58.32%
2020	10-Frederick County	10	2403	WAVERLEY ELEMENTARY			SW	TSI	53.77%
2020	10-Frederick County	10	0210	NORTH FREDERICK ELEMENTARY			SW		50.45%
				<b>Schoolwide</b>			<b>6</b>		
				<b>Targeted Assistance</b>			<b>0</b>		
				<b>Total</b>			<b>6</b>		
				<b>New Title I</b>			<b>0</b>		
				<b>CSI School</b>			<b>0</b>		
				<b>TSI School</b>			<b>1</b>		



**2019-2020 Maryland Title I Schools  
Final 03/11/2020**

School Yr.	LEA Name	LEA #	School ID	School Name	New {N}	Charter School {C}	Title I Status	ESEA Status	% Pov.
2020	11- Garret County	11	1202	Friendsville Elementary			SW		65.99%
2020	11- Garret County	11	1710	Yough Glades Elementary			SW		60.06%
2020	11- Garret County	11	1408	Crellin Elementary			SW		56.64%
2020	11- Garret County	11	1707	Broad Ford Elementary			SW		51.06%
2020	11- Garret County	11	1301	Grantsville Elementary			SW		46.60%
				<b>Schoolwide</b>			<b>5</b>		
				<b>Targeted Assistance</b>			<b>0</b>		
				<b>Total</b>			<b>5</b>		
				<b>New Title I</b>			<b>0</b>		
				<b>CSI School</b>			<b>0</b>		
				<b>TSI School</b>			<b>0</b>		



**2019-2020 Maryland Title I Schools  
Final 03/11/2020**

School Yr.	LEA Name	LEA #	School ID	School Name	New {N}	Charter School {C}	Title I Status	ESEA Status	% Pov.
2020	12-Harford County	12	0131	MAGNOLIA Elementary			SW	TSI	86.27%
2020	12-Harford County	12	0230	HALLS CROSS ROADS Elementary			SW		79.08%
2020	12-Harford County	12	0120	DEERFIELD Elementary			SW		72.81%
2020	12-Harford County	12	0211	GEORGE D LISBY Elementary @ HILLSDALE			SW	TSI	71.67%
2020	12-Harford County	12	0140	WM PACA/OLD POST RD Elementary			SW		70.98%
2020	12-Harford County	12	0212	BAKERFIELD Elementary			SW		67.68%
2020	12-Harford County	12	0115	EDGEWOOD Elementary			SW		66.14%
2020	12-Harford County	12	0632	HAVRE DE GRACE Elementary			SW		56.84%
				<b>Schoolwide</b>			<b>8</b>		
				<b>Targeted Assistance</b>			<b>0</b>		
				<b>Total</b>			<b>8</b>		
				<b>New Title I</b>			<b>0</b>		
				<b>CSI School</b>			<b>0</b>		
				<b>TSI School</b>			<b>2</b>		



**2019-2020 Maryland Title I Schools  
Final 03/11/2020**

School Yr.	LEA Name	LEA #	School ID	School Name	New {N}	Charter School {C}	Title I Status	ESEA Status	% Pov.
2020	13-Howard County	13	0608	Stevens Forest Elementary			SW		64.82%
2020	13-Howard County	13	0612	Phelps Luck Elementary			SW		63.23%
2020	13-Howard County	13	0517	Swansfield Elementary			SW		60.73%
2020	13-Howard County	13	0510	Bryant Woods Elementary			SW		59.17%
2020	13-Howard County	13	0618	Laurel Woods Elementary			SW		58.98%
2020	13-Howard County	13	0616	Cradlerock Elementary			SW		57.56%
2020	13-Howard County	13	0103	Deep Run Elementary			SW		55.42%
2020	13-Howard County	13	0109	Ducketts Lane Elementary	N		SW		50.33%
2020	13-Howard County	13	0620	Bollman Bridge Elementary			SW		50.27%
2020	13-Howard County	13	0515	Running Brook Elementary			SW		49.20%
2020	13-Howard County	13	0514	Longfellow Elementary			SW		49.13%
2020	13-Howard County	13	0609	Talbott Springs Elementary			SW		48.81%
2020	13-Howard County	13	0602	Guilford Elementary			SW		39.64%
				<b>Schoolwide</b>			<b>13</b>		
				<b>Targeted Assistance</b>			<b>0</b>		
				<b>Total</b>			<b>13</b>		
				<b>New Title I</b>			<b>1</b>		
				<b>CSI School</b>			<b>0</b>		
				<b>TSI School</b>			<b>0</b>		




**2019-2020 Maryland Title I Schools  
Final 03/11/2020**

School Yr.	LEA Name	LEA #	School ID	School Name	New {N}	Charter School {C}	Title I Status	ESEA Status	% Pov.
2020	14-Kent County	14	0504	Rock Hall Elementary School			SW		69.30%
2020	14-Kent County	14	0403	H.H. Garnett Elementary School			SW		67.04%
2020	14-Kent County	14	0402	Kent County Middle School			SW		57.45%
2020	14-Kent County	14	0105	Galena Elementary School			SW		51.74%
				<b>Schoolwide</b>			<b>4</b>		
				<b>Targeted Assistance</b>			<b>0</b>		
				<b>Total</b>			<b>4</b>		
				<b>New Title I</b>			<b>0</b>		
				<b>CSI School</b>			<b>0</b>		
				<b>TSI School</b>			<b>0</b>		









**2019-2020 Maryland Title I Schools  
Final 03/11/2020**

School Yr.	LEA Name	LEA #	School ID	School Name	New {N}	Charter School {C}	Title I Status	ESEA Status	% Pov.
2020	16-Prince Georges County	16	0647	CONCORD ELEMENTARY			SW		96.07%
2020	16-Prince Georges County	16	1811	CARMODY HILLS ELEMENTARY			SW	TSI	92.16%
2020	16-Prince Georges County	16	1710	RIDGECREST ELEMENTARY			SW		90.68%
2020	16-Prince Georges County	16	1725	COOL SPRING ELEMENTARY			SW		88.42%
2020	16-Prince Georges County	16	1719	LANGLEY PK- MCCORMICK ELEMENTARY			SW		87.62%
2020	16-Prince Georges County	16	1214	GLASSMANOR ELEMENTARY			SW		84.74%
2020	16-Prince Georges County	16	0613	DISTRICT HEIGHTS ELEMENTARY			SW	TSI	84.15%
2020	16-Prince Georges County	16	1816	JOHN H BAYNE ELEMENTARY			SW	TSI	83.89%
2020	16-Prince Georges County	16	0210	ROGERS HEIGHTS ELEMENTARY			SW		83.76%
2020	16-Prince Georges County	16	0661	SUITLAND ELEMENTARY			SW	TSI	83.46%
2020	16-Prince Georges County	16	1310	DODGE PARK ELEMENTARY			SW		82.18%
2020	16-Prince Georges County	16	1730	MARY HARRIS "MOTHER" JONES ELEMENTARY			SW		82.10%
2020	16-Prince Georges County	16	1216	SAMUEL CHASE ELEMENTARY			SW	TSI	82.03%
2020	16-Prince Georges County	16	1309	WILLIAM PACA ELEMENTARY			SW	TSI	81.77%
2020	16-Prince Georges County	16	2007	WOODRIDGE ELEMENTARY			SW		81.47%
2020	16-Prince Georges County	16	1830	WILLIAM W HALL ACADEMY			SW	TSI	81.07%
2020	16-Prince Georges County	16	1802	SEAT PLEASANT ELEMENTARY			SW		80.66%
2020	16-Prince Georges County	16	0214	TEMPLETON ELEMENTARY			SW		80.07%
2020	16-Prince Georges County	16	0607	HILLCREST HEIGHTS ELEMENTARY			SW	TSI	79.49%
2020	16-Prince Georges County	16	0636	WILLIAM BEANES ELEMENTARY			SW	TSI	79.46%
2020	16-Prince Georges County	16	0217	PORT TOWNS ELEMENTARY			SW	TSI	79.38%
2020	16-Prince Georges County	16	2113	SPRINGHILL LAKE ELEMENTARY			SW	TSI	78.92%
2020	16-Prince Georges County	16	1901	RIVERDALE ELEMENTARY			SW		78.07%
2020	16-Prince Georges County	16	1604	EDWARD M FELEGY ELEMENTARY			SW	TSI	77.04%
2020	16-Prince Georges County	16	1718	NICHOLAS OREM MIDDLE			SW		76.56%
2020	16-Prince Georges County	16	1731	ROSA L PARKS ELEMENTARY			SW		76.44%
2020	16-Prince Georges County	16	1714	ADELPHI ELEMENTARY			SW		76.13%
2020	16-Prince Georges County	16	0205	BLADENSBURG ELEMENTARY			SW	TSI	75.83%
2020	16-Prince Georges County	16	1908	WILLIAM WIRT MIDDLE			SW	TSI	75.76%



**2019-2020 Maryland Title I Schools  
Final 03/11/2020**

2020	16-Prince Georges County	16	2108	BUCK LODGE MIDDLE			SW		75.52%
2020	16-Prince Georges County	16	1204	FOREST HEIGHTS ELEMENTARY			SW	TSI	75.08%
2020	16-Prince Georges County	16	0645	ANDREW JACKSON ACADEMY			SW	TSI	74.89%
2020	16-Prince Georges County	16	1711	CAROLE HIGHLANDS ELEMENTARY			SW		73.92%
2020	16-Prince Georges County	16	0619	PRINCETON ELEMENTARY			SW	TSI	73.44%
2020	16-Prince Georges County	16	2006	GLENRIDGE ELEMENTARY			SW		72.01%
2020	16-Prince Georges County	16	1009	OAKLANDS ELEMENTARY			SW		71.84%
2020	16-Prince Georges County	16	2013	JAMES MC HENRY ELEMENTARY			SW		71.70%
2020	16-Prince Georges County	16	1208	FLINTSTONE ELEMENTARY			SW		71.62%
2020	16-Prince Georges County	16	0211	GLADYS NOON SPELLMAN ELEMENTARY			SW	TSI	71.61%
2020	16-Prince Georges County	16	1706	THOMAS S STONE ELEMENTARY			SW		71.45%
2020	16-Prince Georges County	16	1907	BEACON HEIGHTS ELEMENTARY			SW		70.83%
2020	16-Prince Georges County	16	1712	LEWISDALE ELEMENTARY			SW		70.71%
2020	16-Prince Georges County	16	2014	LAMONT ELEMENTARY			SW	TSI	69.92%
2020	16-Prince Georges County	16	1709	CHILLUM ELEMENTARY			SW		69.65%
2020	16-Prince Georges County	16	1333	JUDGE SYLVANIA W WOODS, SR. ELEMENTARY			SW		69.62%
2020	16-Prince Georges County	16	0105	CALVERTON ELEMENTARY			SW		68.91%
2020	16-Prince Georges County	16	1219	BARNABY MANOR ELEMENTARY			SW	TSI	67.93%
2020	16-Prince Georges County	16	1828	ROBERT R GRAY ELEMENTARY			SW	TSI	66.89%
2020	16-Prince Georges County	16	1808	DOSWELL E BROOKS ELEMENTARY			SW	TSI	66.23%
2020	16-Prince Georges County	16	2121	CHEROKEE LANE ELEMENTARY			SW		66.06%
2020	16-Prince Georges County	16	2005	CARROLLTON ELEMENTARY			SW		65.87%
2020	16-Prince Georges County	16	0617	FRANCIS SCOTT KEY ELEMENTARY			SW	TSI	65.71%
2020	16-Prince Georges County	16	2107	HOLLYWOOD ELEMENTARY			SW		65.58%
2020	16-Prince Georges County	16	1703	MT RAINIER ELEMENTARY			SW		65.47%
2020	16-Prince Georges County	16	1411	GAYWOOD ELEMENTARY			SW		65.43%
2020	16-Prince Georges County	16	0102	HIGH POINT HIGH			SW	CSI	65.22%
2020	16-Prince Georges County	16	1218	VALLEY VIEW ELEMENTARY			SW	TSI	65.18%
2020	16-Prince Georges County	16	2016	ROBERT FROST ELEMENTARY			SW		64.58%
2020	16-Prince Georges County	16	0660	DREW-FREEMAN MIDDLE			SW	TSI	64.43%
2020	16-Prince Georges County	16	1231	J FRANK DENT ELEMENTARY			SW	TSI	64.38%



**2019-2020 Maryland Title I Schools  
Final 03/11/2020**

2020	16-Prince Georges County	16	0606	BRADBURY HEIGHTS ELEMENTARY			SW		64.36%
2020	16-Prince Georges County	16	1307	HIGHLAND PARK ELEMENTARY	N		SW	TSI	64.34%
2020	16-Prince Georges County	16	2011	CHARLES CARROLL MIDDLE			SW		64.19%
2020	16-Prince Georges County	16	0213	COOPER LANE ELEMENTARY			SW		64.09%
2020	16-Prince Georges County	16	2003	SEABROOK ELEMENTARY			SW		63.91%
2020	16-Prince Georges County	16	1001	LAUREL ELEMENTARY			SW		63.78%
2020	16-Prince Georges County	16	0618	LONGFIELDS ELEMENTARY			SW		63.60%
2020	16-Prince Georges County	16	1234	OXON HILL MIDDLE			SW		62.77%
2020	16-Prince Georges County	16	1602	HYATTSVILLE MIDDLE			SW		61.60%
2020	16-Prince Georges County	16	1601	HYATTSVILLE ELEMENTARY	N		SW	TSI	61.32%
2020	16-Prince Georges County	16	1414	CATHERINE T REED ELEMENTARY			SW		61.30%
2020	16-Prince Georges County	16	0656	PANORAMA ELEMENTARY	N		SW		61.25%
2020	16-Prince Georges County	16	0208	BLADENSBURG HIGH			SW	TSI	60.93%
2020	16-Prince Georges County	16	0610	NORTH FORESTVILLE ELEMENTARY	N		SW		60.70%
2020	16-Prince Georges County	16	1201	OXON HILL ELEMENTARY	N		SW	TSI	60.18%
2020	16-Prince Georges County	16	1320	G JAMES GHOLSON MIDDLE			SW	TSI	60.07%
2020	16-Prince Georges County	16	0640	ARROWHEAD ELEMENTARY			SW		59.65%
2020	16-Prince Georges County	16	1302	COLUMBIA PARK ELEMENTARY			SW		59.63%
2020	16-Prince Georges County	16	0615	BENJAMIN STODDERT MIDDLE			SW		58.90%
				<b>Schoolwide</b>			<b>79</b>		
				<b>Targeted Assistance</b>			<b>0</b>		
				<b>Total</b>			<b>79</b>		
				<b>New Title I</b>			<b>5</b>		
				<b>CSI Schools</b>			<b>1</b>		
				<b>TSI Schools</b>			<b>31</b>		



**2019-2020 Maryland Title I Schools  
Final 03/11/2020**

School Yr.	LEA Name	LEA #	School ID	School Name	New {N}	Charter School {C}	Title I Status	ESEA Status	% Pov.
2020	17-Queen Anne's County	17	0106	Sudlersville Elementary			SW	TSI	62.81%
2020	17-Queen Anne's County	17	0101	Sudlersville Middle			SW		44.11%
2020	17-Queen Anne's County	17	0503	Grasonville Elementary			SW		37.66%
2020	17-Queen Anne's County	17	0202	Church Hill Elementary			SW		36.16%
				<b>Schoolwide</b>			<b>4</b>		
				<b>Targeted Assistance</b>			<b>0</b>		
				<b>Total</b>			<b>4</b>		
				<b>New Title I</b>			<b>0</b>		
				<b>CSI School</b>			<b>0</b>		
				<b>TSI School</b>			<b>1</b>		



**2019-2020 Maryland Title I Schools  
Final 03/11/2020**

School Yr.	LEA Name	LEA #	School ID	School Name	New {N}	Charter School {C}	Title I Status	ESEA Status	% Pov.
2020	18-St. Mary's County	18	0805	G.W. Carver Elementary			SW	TSI	82.66%
2020	18-St. Mary's County	18	0808	Park Hall Elementary			SW		62.07%
2020	18-St. Mary's County	18	0804	Lexington Park Elementary			SW		58.00%
2020	18-St. Mary's County	18	0803	Green Holly Elementary			SW		57.17%
2020	18-St. Mary's County	18	0810	Greenview Knolls Elementary			SW		53.18%
				<b>Schoolwide</b>			<b>5</b>		
				<b>Targeted Assistance</b>			<b>0</b>		
				<b>Total</b>			<b>5</b>		
				<b>New Title I</b>			<b>0</b>		
				<b>CSI School</b>			<b>0</b>		
				<b>TSI School</b>			<b>1</b>		



**2019-2020 Maryland Title I Schools  
Final 03/11/2020**

<b>School Yr.</b>	<b>LEA Name</b>	<b>LEA #</b>	<b>School ID</b>	<b>School Name</b>	<b>New {N}</b>	<b>Charter School {C}</b>	<b>Title I Status</b>	<b>ESEA Status</b>	<b>% Pov.</b>
2020	19-Somerset County	19	0107	Greenwood Elementary			SW	TSI	58.64%
2020	19-Somerset County	19	0705	Carter G Woodson Elementary			SW		52.55%
2020	19-Somerset County	19	0108	Princess Anne Elementary			SW		50.81%
				<b>Schoolwide</b>			<b>3</b>		
				<b>Targeted Assistance</b>			<b>0</b>		
				<b>Total</b>			<b>3</b>		
				<b>New Title I</b>			<b>0</b>		
				<b>CSI School</b>			<b>0</b>		
				<b>TSI School</b>			<b>1</b>		



**2019-2020 Maryland Title I Schools  
Final 03/11/2020**

School Yr.	LEA Name	LEA #	School ID	School Name	New {N}	Charter School {C}	Title I Status	ESEA Status	% Pov.
2020	20-Talbot County	20	0104	Easton Elementary			SW		67.01%
2020	20-Talbot County	20	0302	White Marsh Elementary			SW		49.35%
2020	20-Talbot County	20	0204	St. Michaels Elementary			TAS		41.28%
				<b>Schoolwide</b>			<b>2</b>		
				<b>Targeted Assistance</b>			<b>1</b>		
				<b>Total</b>			<b>3</b>		
				<b>New Title I</b>			<b>0</b>		
				<b>CSI School</b>			<b>0</b>		
				<b>TSI School</b>			<b>0</b>		





**2019-2020 Maryland Title I Schools  
Final 03/11/2020**

School Yr.	LEA Name	LEA #	School ID	School Name	New {N}	Charter School {C}	Title I Status	ESEA Status	% Pov.
2020	21-Washington County	21	2503	Salem Avenue Elementary			SW		100.00%
2020	21-Washington County	21	1701	Bester Elementary			SW	TSI	99.67%
2020	21-Washington County	21	2601	Lincolnshire Elementary			SW		81.28%
2020	21-Washington County	21	0328	Ruth Ann Monroe Elementary			SW		74.07%
2020	21-Washington County	21	1802	Pangborn Elementary			SW	TSI	73.83%
2020	21-Washington County	21	2602	Hickory Elementary			SW		68.91%
2020	21-Washington County	21	1002	Eastern Elementary			SW		68.79%
				<b>Schoolwide</b>			<b>7</b>		
				<b>Targeted Assistance</b>			<b>0</b>		
				<b>Total</b>			<b>7</b>		
				<b>New Title I</b>			<b>0</b>		
				<b>CSI School</b>			<b>0</b>		
				<b>TSI School</b>			<b>2</b>		



**2019-2020 Maryland Title I Schools  
Final 03/11/2020**

School Yr.	LEA Name	LEA #	School ID	School Name	New {N}	Charter School {C}	Title I Status	ESEA Status	% Pov.
2020	22-Wicomico County	22	0907	Charles H. Chipman Elementary			SW		92.03%
2020	22-Wicomico County	22	1306	Prince Street Elementary			SW		91.46%
2020	22-Wicomico County	22	1305	Pinehurst Elementary			SW		88.42%
2020	22-Wicomico County	22	0514	Beaver Run Elementary			SW		82.61%
2020	22-Wicomico County	22	0512	East Salisbury Elementary			SW		81.68%
2020	22-Wicomico County	22	0515	Glen Ave Elementary			SW	TSI	81.32%
2020	22-Wicomico County	22	0909	West Salisbury Elementary			SW		78.01%
2020	22-Wicomico County	22	0906	Pemberton Elementary			SW		74.74%
				<b>Schoolwide</b>			<b>8</b>		
				<b>Targeted Assistance</b>			<b>0</b>		
				<b>Total</b>			<b>8</b>		
				<b>New Title I</b>			<b>0</b>		
				<b>CSI School</b>			<b>0</b>		
				<b>TSI School</b>			<b>1</b>		



**2019-2020 Maryland Title I Schools  
Final 03/11/2020**

School Yr.	LEA Name	LEA #	School ID	School Name	New {N}	Charter School {C}	Title I Status	ESEA Status	% Pov.
2020	23-Worcester County	23	0108	Pocomoke Middle			TAS	TSI	69.13%
2020	23-Worcester County	23	0102	Pocomoke Elementary			SW		68.00%
2020	23-Worcester County	23	0901	Buckingham Elementary			SW		51.80%
2020	23-Worcester County	23	0205	Snow Hill Elementary			SW		46.30%
				<b>Schoolwide</b>			<b>3</b>		
				<b>Targeted Assistance</b>			<b>1</b>		
				<b>Total</b>			<b>4</b>		
				<b>New Title I</b>			<b>0</b>		
				<b>CSI School</b>			<b>0</b>		
				<b>TSI School</b>			<b>1</b>		



**2019-2020 Maryland Title I Schools  
Final 03/11/2020**

School Yr.	LEA Name	LEA #	School ID	School Name	New {N}	Charter School {C}	Title I Status	ESEA Status	% Pov.
2020	SEED School	32	1000	The SEED School of Maryland			SW	TSI	
				<b>Schoolwide</b>			<b>1</b>		
				<b>Targeted Assistance</b>			<b>0</b>		
				<b>Total</b>			<b>1</b>		

<b>Totals</b>	
<b>Schoolwide</b>	397
<b>Targeted Assistance</b>	26
<b>Total</b>	423

<b>Summary</b>	
<b>New Title I Schools</b>	13
<b>Title I CSI Schools</b>	24
<b>Title I TSI Schools</b>	161