



Mohammed Choudhury
State Superintendent of Schools

TO: Members of the State Board of Education
FROM: Mohammed Choudhury
DATE: April 26, 2022
SUBJECT: Blueprint Deep Dive: Early Childhood Education

PURPOSE:

To brief the Board on early childhood programs and initiatives in the Blueprint for Maryland's Future (HB-1300).

EXECUTIVE SUMMARY:

The presentation will include a discussion on early childhood education through four sections:

1. Laying the Foundation
2. Early Childhood Implementation in the Blueprint for Maryland's Future
3. Programs and Initiatives in Support of Early Childhood in the Blueprint
4. Stabilizing and Rebuilding Maryland's Child Care System

In this deep dive, five early childhood education themes from the Blueprint for Maryland's Future will be explored:

1. Mixed-delivery Prekindergarten
2. Program Quality
3. Workforce
4. Expanded Support Programs
5. R4K Assessment System

Programs and initiatives in support of early childhood in the law will be discussed along with efforts to stabilize and rebuild Maryland's child care system.

ACTION:

No action is required; this information is for discussion only.

ATTACHMENTS:

- Maryland Ready: Maryland's Path to School Readiness and Success Prenatal to Age 8 Strategic Plan 2020-2025
- Blueprint for Maryland's Future: Prekindergarten Implementation Planning
- Maryland EXCELS March 2022 Data Sheet
- The Maryland Child Care Credential Program Booklet

DIVISION OF EARLY CHILDHOOD, OFFICE OF TEACHING AND LEARNING

Blueprint Deep Dive: Early Childhood Education

MARYLAND STATE BOARD OF EDUCATION | April 26, 2022

Presented By | Dr. Deann Collins, Deputy
Steven Hicks, Assistant Superintendent



Presentation Highlights

- Laying the Foundation
- Early Childhood Implementation in the Blueprint for Maryland's Future
- Programs and Initiatives in Support of Early Childhood in the Blueprint
- Stabilizing and Rebuilding Maryland's Child Care System

- 
1. Maryland Ready: Maryland's Path to School Readiness and Success
 2. Pre-Blueprint Investments in Early Childhood Education
 3. Prekindergarten Implementation Planning – Legislative Report

Laying the Foundation

Implementation Has Already Begun

Maryland Ready: Maryland's Path to School Readiness and Success

2020-2025 Prenatal to Age 8 Strategic Plan

Vision

Maryland's vision is that **all young children and their families will thrive.**

Mission

Maryland promotes a **well-coordinated and integrated system of programs, supports and services** where each child has **equitable access** to high-quality early childhood experiences to develop a healthy body, healthy mind, and the foundational knowledge and skills **needed to succeed**, and where **every family has access to the resources needed** to be effective as their child's **first and most important teacher and advocate.**

Maryland Ready: https://earlychildhood.marylandpublicschools.org/system/files/filedepot/3/for_release_maryland_ready-_a_path_to_school_readiness_and_success_6.pdf

Maryland Ready: Maryland's Path to School Readiness and Success

Six Goals

1. Strengthen availability and access by increasing availability and choice for all families and especially vulnerable families, **decreasing barriers**, serving more children with special needs in inclusive settings, and improving coordination between early childhood education and health services.
2. **Improve and support program quality** by increasing quality across sectors, focusing on equity, increasing kindergarten readiness for all children, and improving capacity to **meet infants' and children's mental health needs**.
3. **Deepen family engagement** by increasing families' awareness of high-quality programs, **expanding 2-generational programming**, and enhancing families' opportunities to engage.

Maryland Ready: https://earlychildhood.marylandpublicschools.org/system/files/filedepot/3/for_release_maryland_ready-_a_path_to_school_readiness_and_success_6.pdf

Maryland Ready: Maryland's Path to School Readiness and Success

Six Goals

4. Ensure successful transition experiences by strengthening institutional support for transitions, supporting families through transitions, and improving transition-focused professional development opportunities.
5. Expand and enhance workforce development by improving professional development opportunities, strengthening equity, coordination and alignment efforts, and improving compensation for early childhood education professionals.
6. Improve systems for infrastructure, data and resource management by improving coordination across agencies, modernizing the data system, using resources in ways that promote equity, and streamlining funding mechanisms.

Pre-Blueprint Investments in Early Childhood Education

\$100 million in FY2021 and FY2022


- Increasing programs and services for 3-year-olds and 4-year-olds in a **mixed-delivery PreK system** of both private providers and public schools with **five school systems** (Garrett, Kent, Somerset, and Talbot Counties and Baltimore City) offering **universal PreK to all four-year-olds**.
- Increasing the number of programs participating in **Maryland EXCELS**
- More teachers attaining **higher degrees and credential program levels**
- Expansion of **Judy Centers** and **Patty Centers (Family Support Centers)**
- Increased funding for **Maryland Infants and Toddlers Program** by \$5 million
- Increased the number of school systems **administering the KRA to all students** from 18 districts to 21.

Prekindergarten Implementation Planning

Legislative Report

Component	MSDE Recommendation
Income Verification Process	In FY 2023, continue current processes of income verification at the local level by program providers. MSDE developed a single application form.
Administrative Procedures for Distribution of Funds	MSDE will distribute the State Share of the PreK program directly to local school systems based on prior year enrollment. MSDE will distribute the State and Local Share of the PreK program funding directly to eligible, participating private providers through a grant.
Providing for Family Preference	MSDE will provide the local school systems with the lists of eligible private providers within their school system boundary. MSDE will encourage local school systems to explore moving towards a unified or common enrollment system for PreK students.
Calculating State, Local and Family Share for Tier II Children	MSDE will select the option by July 1, 2022 for establishing the sliding scale based on input from stakeholders and an evaluation of the projected impact.
Prekindergarten Supplemental Grant	MSDE recommends continuing the Prekindergarten Supplemental Grants in FY 2023 and FY 2024, and use the funds to pay for full-day PreK for all enrolled 4 year old students

Blueprint for Maryland's Future: Prekindergarten Implementation Planning: [http://dlslibrary.state.md.us/publications/Exec/MSDE/ED5-229\(h\)_2021.pdf](http://dlslibrary.state.md.us/publications/Exec/MSDE/ED5-229(h)_2021.pdf)

- 
1. Mixed-delivery Prekindergarten
 2. Program Quality
 3. Workforce
 4. Expanded Support Programs
 5. R4K Assessment System

Early Childhood Implementation in the Blueprint for Maryland's Future

An Historic Investment in Early Childhood Education

1. Mixed-Delivery PreK

- Prekindergarten Expansion Grant
- Maryland State Prekindergarten Program

2. Program Quality

- Maryland EXCELS
- Child Care Accreditation Support Fund
- Child Care Incentive Grant Program

3. Workforce

- Maryland Child Care Credential Program
- Child Care Career and Professional Development Fund

4. Expanded Support Programs

- Ulysses Currie Head Start State Supplemental Grants
- Maryland Infants and Toddlers Program
- Judy Centers
- Patty Centers (Family Support Centers)

5. R4K Assessment System

- Kindergarten Readiness Assessment
- Ready for Kindergarten (R4K) Grants

1. Mixed-Delivery PreK

Prekindergarten Expansion Grants & Maryland State Prekindergarten Programs

Program	Description	Funding	Eligible Applicants
Prekindergarten Expansion Grants Program §7-101.2	Private and public providers may apply for a grant to provide full-day, high-quality prekindergarten for 3-year-olds and 4-year-olds from families with incomes at 300% FPL or below. Children with disabilities and English learners are eligible regardless of income. There is no cost to the families nor the District.	The FY2023 budget includes \$26,644,000. Grantees receive \$13,000 per pupil	Private and public providers
Maryland State Prekindergarten Program §5-229 §7-1A-01 to §7-1A-09	This program provides funding to Districts based on prior year enrollment of 3-year-olds and 4-year-olds in full-day, high-quality prekindergarten. Private providers may apply for a grant.	The FY2023 budget includes 144 million. Funding begins at \$10,094 per pupil in FY2023 and rises to \$19,526 per pupil by FY2030 , with increases for inflation thereafter.	Private and public providers

Blueprint for Maryland’s Future legislation: <https://www.marylandpublicschools.org/Blueprint/Pages/StateBill.aspx>

1. Mixed Delivery PreK

Eligibility and Funding by Tiers I, II, and III

	Tier I	Tier II	Tier III
Eligibility	<p>3 or 4 years old</p> <p>Family income is less than or equal to 300% of the Federal Poverty Level (FPL)</p> <p>Family chooses to enroll the child in full-day prekindergarten.</p>	<p>4 years old</p> <p>Family income is more than 300% but not more than 600% of the FPL</p> <p>Family chooses to enroll the child in full-day prekindergarten.</p>	<p>4 years old</p> <p>Family income is more than 600% of the FPL</p> <p>Family chooses to enroll the child in full-day prekindergarten.</p>
Year Implemented	FY2023	FY2025	NA
Funding Share	State/Local	State/Local/Family	No State Share

Blueprint for Maryland’s Future legislation: <https://www.marylandpublicschools.org/Blueprint/Pages/StateBill.aspx>

1. Mixed Delivery PreK

A Goal of 50% of Slots in Private Provider Settings by the 2026-2027 School Year

MSDE shall issue a waiver on the private provider percentage requirement if

- All families who desire to enroll eligible children with eligible providers are able to do so; or
- There are too few eligible private providers to meet the minimum requirements.

School Year	Required Prekindergarten Slots Provided by Eligible Private Providers
2022-2023	30%
2023-2024	35%
2024-2025	40%
2025-2026	45%
2026-2027	50%
After 2026-2027	Minimum 50%

Blueprint for Maryland’s Future legislation: <https://www.marylandpublicschools.org/Blueprint/Pages/StateBill.aspx>

1. Mixed Delivery PreK

Prekindergarten Structural Elements– Phased-in by FY2026

- 1) **High staff qualifications**, including –
 - a) Teachers who, at a minimum, hold:
 - i. State certification for teaching in early childhood education; or
 - ii. A bachelor's degree in any field and are pursuing residency through the Maryland Approved Alternative Preparation Program, which includes early childhood coursework, clinical practice, and evidence of pedagogical content knowledge
 - b) Teaching assistants who have at least:
 - i. A Child Development Associate (CDA) certificate; or
 - ii. An associate's degree
- 2) **Professional development** for all staff
- 3) A student-to-classroom personnel ratio of no more than **10 to 1** in each class
- 4) Class sizes of **no more than 20 students** per classroom
- 5) A **full-day** prekindergarten program
- 6) **Inclusion of students with disabilities** to ensure access to and full participation in all program opportunities

1. Mixed Delivery PreK

Prekindergarten Structural Elements– Phased-in by FY2026

- 7) For at least 1 year before a student's enrollment in kindergarten, learning environments that:
 - a. Are aligned with State Early Learning and Development Standards;
 - b. Use **evidence-based curricula**; and
 - c. Use instruction methods that are:
 - i. Developmentally appropriate; and
 - ii. Culturally and linguistically responsive;
 - iii. Individualized accommodations and supports for all students;
- 8) Instructional staff **salaries and benefits that are comparable** to the salaries and benefits of instructional staff employed by the county board of the county in which the early learning program is located
- 9) **Program evaluation** to ensure continuous program improvement
- 10) On-site or accessible **comprehensive services** for students
- 11) Community partnerships that promote access to **comprehensive services for families** of students
- 12) Evidence-based **health and safety standards**
- 13) **Maryland EXCELS participation** with a plan to achieve level 5 within five years

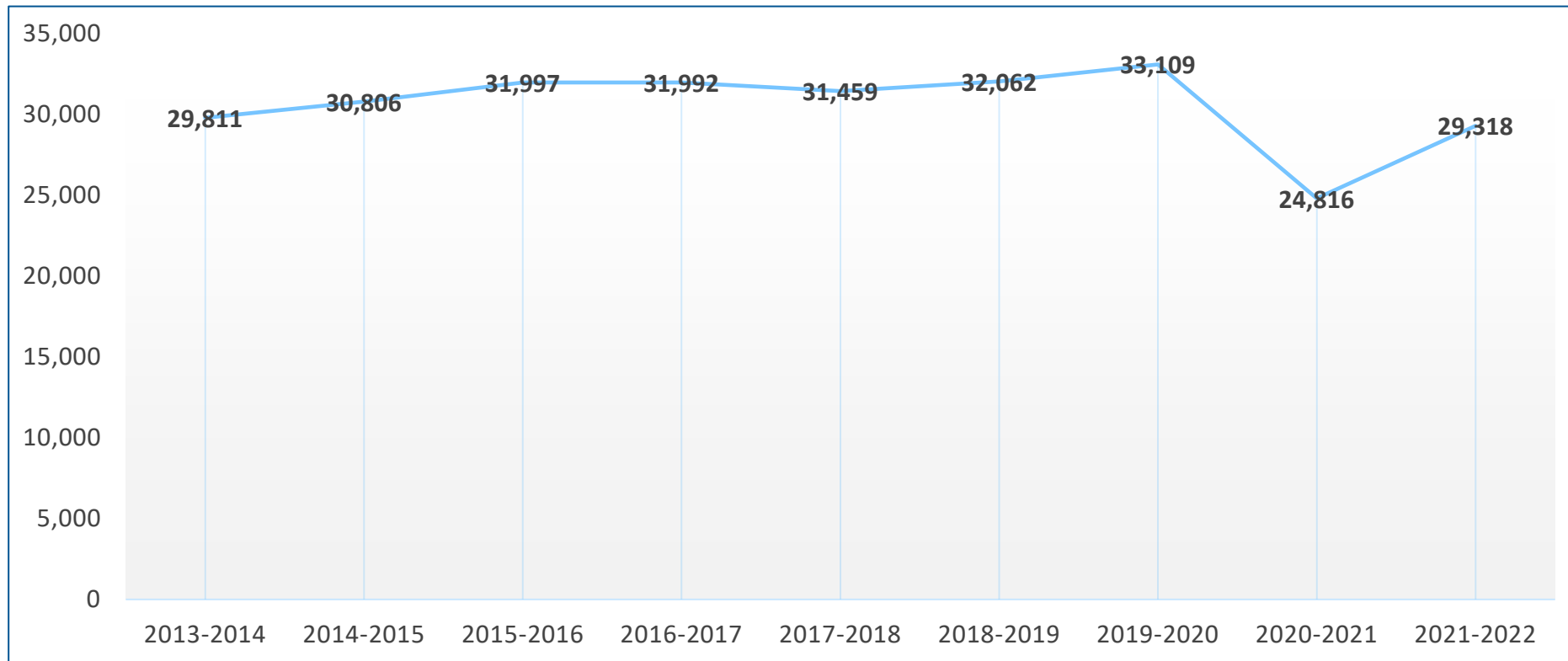
1. Mixed Delivery PreK

Maryland Prekindergarten Program - Progression of Funding per Pupil

Fiscal Year	Amount Per Pupil
FY2023	\$10,094
FY2024	\$11,594
FY2025	\$13,003
FY2026	\$14,473
FY2027	\$15,598
FY2028	\$16,811
FY2029	\$18,118
FY2030	\$19,526
Subsequent Years	The prior fiscal year increased by the inflation adjustment.

1. Mixed Delivery PreK

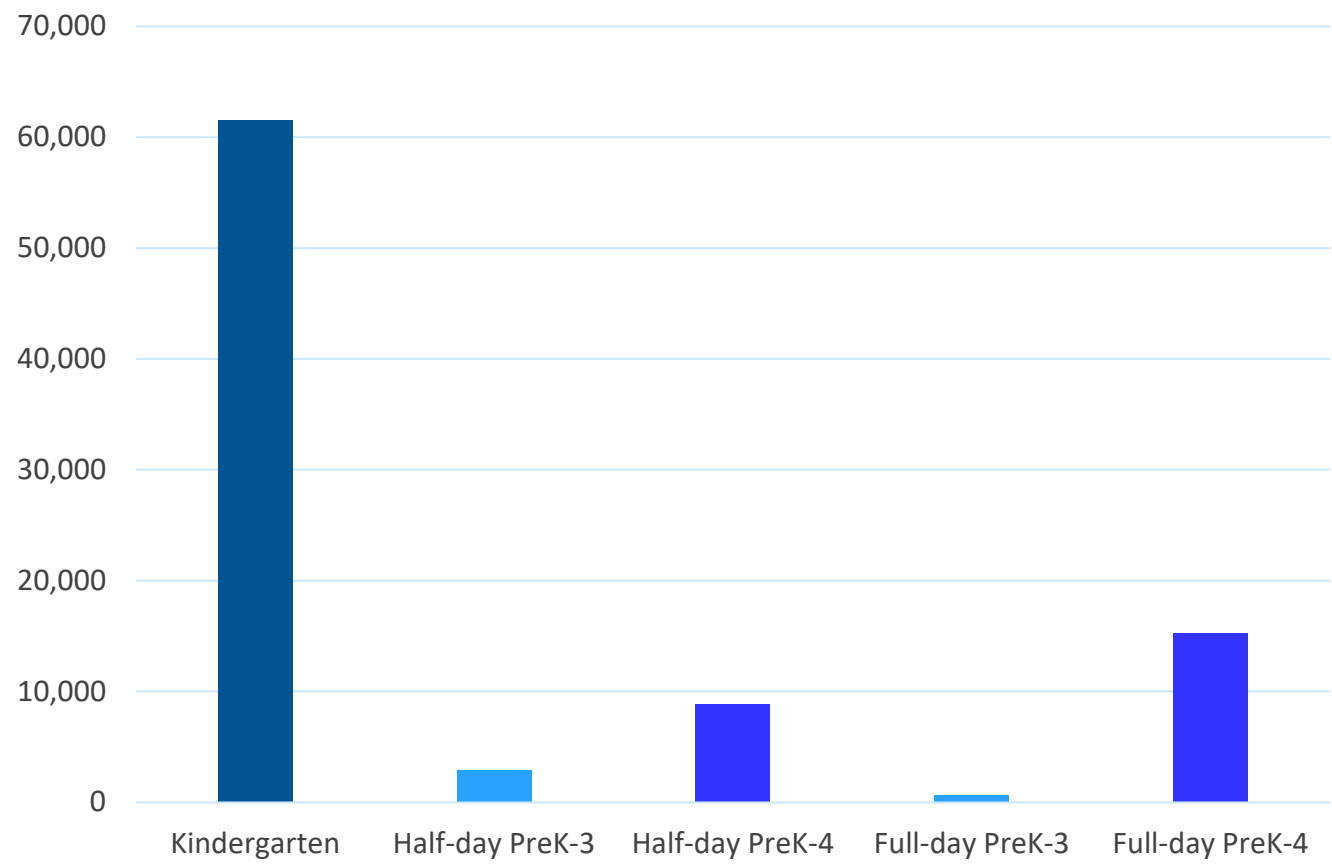
Full- and Half-day PreK Enrollment. Five School Systems Offer Full-day PreK to all 4-year-olds.



Maryland PreK Grant Programs: <https://earlychildhood.marylandpublicschools.org/maryland-prek-grant-programs>

1. Mixed Delivery PreK

Approximately 25% of 4-year olds attend full-day PreK prior to Kindergarten



*Includes publicly funded classrooms in public schools and community-based programs participating in the Prekindergarten Expansion Grants Program.

Questions & Comments

2. Program Quality

Maryland EXCELS, Accreditation, and Incentive Grants

Program	Description	Funding	Eligible Applicants
Maryland EXCELS §9.5-906, §9.5-907	Maryland EXCELS is Maryland's quality rating and improvement system for child care, Head Start, and school-based prekindergarten programs. The program helps child care and early education programs increase and maintain quality and assists families in finding quality child care and early education programs.	The FY2023 budget includes \$5 million. For FY2024 through 2028, funding for the program increases by 10% over the prior fiscal year.	Licensed child care centers, Letters of Compliance, registered family child care home providers, and after school programs
Child Care Accreditation Support Fund §9.5-902	The Child Care Accreditation Support Fund pays for the application fee for an approved accrediting organization on behalf of a provider or reimburses a child care provider for a program improvement cost.	The FY2023 budget includes \$1 million.	Licensed child care centers and registered family child care home providers.
Child Care Incentive Grant Program §9.5-903	The Child Care Incentive Grant Program supports improving the child care provider’s quality through the purchase of approved materials, equipment and supplies.	The FY2023 budget includes \$110,000. For FY2024 through 2028, funding for the program increases by 10% over the prior fiscal year.	Licensed child care providers and registered family child care home providers.

Blueprint for Maryland’s Future legislation: <https://www.marylandpublicschools.org/Blueprint/Pages/StateBill.aspx>

2. Program Quality

Maryland EXCELS: The State's Quality Rating and Improvement System

- Since 2013, Maryland EXCELS (**Excellence Counts in Early Learning and School-Age Care**) has been the state's quality rating and improvement system that awards ratings from Levels 1 to 5 to child care and early education programs **based on nationally-recognized standards and best practices.**
- **Quality Assurance Specialists work in every jurisdiction** to support child care providers and Districts.
- Maryland EXCELS provides **information that families need** to make informed decisions when choosing child care and early education programs.
- Using a thorough but easy-to-understand rating system, Maryland EXCELS, **sets a standard for increasing the availability of high-quality child care and early education** for children in Maryland.
- Prekindergarten programs receiving state funds and those accepting child care scholarships must participate in Maryland EXCELS.

<https://earlychildhood.marylandpublicschools.org/child-care-providers/maryland-excels>

2. Program Quality

Maryland EXCELS: A Partnership with Johns Hopkins IDEALS

Get the latest information from the [Maryland Department of Education on Health Advisory/Child Care during COVID-19](#).

MARYLAND EXCELS

Parents & Families Programs & Providers About Us Explore & Learn Find A Program

LOG IN/CREATE ACCOUNT

JOHNS HOPKINS SCHOOL of EDUCATION

IDEALS Institute
idealsinstitute@jhu.edu

Quality Matters:
Find the best quality care for your child.

LEARN MORE ABOUT MARYLAND EXCELS FIND A PROGRAM

FIND A PROGRAM

PARTICIPATE IN EXCELS

MARYLAND ACCREDITATION

MARYLAND EXCELS 2.0

MEET KACEY

Maryland EXCELS: <https://marylandexcels.org/>

2. Program Quality

Maryland EXCELS Participating Child Care Programs Statewide

Setting	Percent Participating
All Licensed Child Care Programs	66%
Child Care Centers	82%
Family Child Care Homes	57%

Total Licensed Child Care Programs	Participating Child Care Centers	Participating Family Child Care Homes	Participating School-based Public PreK
7,135	2,121	2,588	208

Data as of March 2022: <https://earlychildhood.marylandpublicschools.org/data>

2. Program Quality

Maryland EXCELS Quality Rated Programs Statewide

Setting	Percent Quality Rated
Child Care Centers	76%
Family Child Care Homes	50%

Level 1	Level 2	Level 3	Level 4	Level 5	Total
2,702	361	787	88	408	4,346

Data as of March 2022: <https://earlychildhood.marylandpublicschools.org/data>

2. Program Quality

Support for Programs to Reaching Higher Levels in Maryland EXCELS

- Each child care provider or school is assigned a Program Coordinator who reviews and rates submitted evidence.
- A Quality Assurance Specialist located in a Regional Child Care Office provides support.
- Programs have access to free approved professional development specific to understanding Maryland EXCELS standards, best practices, and strategies for increasing quality ratings.
- Free access is provided to online resources, including technology tutorials and the Maryland EXCELS Toolkit.
- Programs also have access to free Maryland EXCELS classroom assessment tools and CLASS assessments to support program improvement.

<https://earlychildhood.marylandpublicschools.org/child-care-providers/maryland-excels>

2. Program Quality

MSDE and Johns Hopkins IDEALS Supporting Providers Together in Maryland EXCELS

- **Quality Assurance Specialists (Maryland State Department of Education)**
 - Assistance with completing and submitting a Maryland EXCELS application
 - Support with the Maryland EXCLES system, standards, or evidence
 - Professional development related to Maryland EXCELS standards and quality initiatives
 - Beginning in Spring 2022, conduct Continuous Quality Improvement visits
 - Conduct CLASS assessments
 - Provide optional technical assistance for programs participating in Maryland Accreditation
- **Program Coordinators (Johns Hopkins, IDEALS)**
 - Review and rate submitted evidence
 - Provide feedback about the standards, website, or the online system
 - Manage expiring criteria/sub content areas

<https://earlychildhood.marylandpublicschools.org/child-care-providers/maryland-excels>

2. Program Quality

Maryland EXCELS Program Bonuses Funded in the Blueprint

Programs with a published rating of 1, 2, 3, 4, or 5 are eligible for Maryland EXCELS bonuses.

Quality Rating Level	Center Licensed Capacity 1-50	Center Licensed Capacity 51-100	Center Licensed Capacity 100 +	Family Child Care Home	Large Family Child Care Home
1	\$50	\$100	\$150	\$50	\$50
2	\$250	\$500	\$750	\$150	\$200
3	\$400	\$800	\$1,200	\$300	\$400
4	\$1,000	\$2,000	\$3,000	\$500	\$800
5	\$1,500	\$3,000	\$4,500	\$800	\$1,000

<https://earlychildhood.marylandpublicschools.org/child-care-providers/maryland-excels>

2. Program Quality

Maryland EXCELS Differential Payment

In addition to the program bonuses, programs with a published rating of 3, 4, or 5 and participating in the Child Care Scholarship program are eligible for differential payments, calculated as a percent of the child care scholarship.

	Level 3	Level 4	Level 5
Family Child Care Home			
Under 2 years of age	11%	22%	29%
2 years of age and over	10%	21%	28%
Child Care Center			
Under 2 years of age	22%	37%	44%
2 years of age and over	10%	19%	26%

<https://earlychildhood.marylandpublicschools.org/child-care-providers/maryland-excels>

2. Program Quality

Child Care Accreditation Support Fund - Supports for Maryland and National Accreditation

- Child care centers, registered family child care home providers, school-age only programs, and public prekindergarten programs **receive assistance with the cost of Maryland Accreditation or 11 national accreditations.**
- The Accreditation Support Fund – **National Accreditation** assists licensed child care centers and registered family child care providers with **required national accreditation fees for initial application, renewal application, and annual update.**
- The Accreditation Support Fund – **Maryland Accreditation** assists licensed child care centers with the **cost of instructional materials associated with pursuing Maryland Accreditation.**
 - Develops standards that define quality policies and practices in program administration, program operation, and home and community partnerships; and
 - Provides technical assistance so programs can identify which areas need improvement to enhance the program's quality and ability to meet Maryland Accreditation Standards

<https://earlychildhood.marylandpublicschools.org/child-care-providers/maryland-excels/maryland-accreditation>

2. Program Quality

Child Care Incentive Grant Program

Funding is awarded to a child care provider for the purpose of improving quality of care through the purchase of approved:

- Materials;
- Equipment; or
- Supplies.

<https://earlychildhood.marylandpublicschools.org/ccqig>

Questions & Comments

3. Workforce

Maryland Child Care Credentialing Program & Child Care Career and Professional Development Fund

Program	Description	Funding	Eligible Applicants
Maryland Child Care Credentialing Program §9.5-904	The Maryland Child Care Credential Program recognizes individual child care providers who increase their qualifications beyond the requirements of state licensing and registration regulations. Individuals may be awarded an achievement bonus , training reimbursement, or training voucher. Funding: Eligible Applicants:	The FY2023 budget includes \$5,170,000. In FY2024, funding for the program increases by 10% over the prior fiscal year.	Registered family child care home providers and child care center staff.
Child Care Career and Professional Development Fund (CCCPDF) §9.5-905	The Child Care Career and Professional Development Fund (CCCPDF) is a tuition assistance program for child care providers to obtain a college education at participating colleges/universities in Maryland.	No state funds have been allocated.	Registered family child care home providers and child care center staff who have obtained at least a level 2 in the Maryland Child Care Credential Program.

3. Workforce

A Diverse Early Child Care Workforce

MSDE oversees multiple programs to support the early childhood workforce.

The four major goals are to:

- Help develop a **professional workforce** qualified to provide care and education for young learners
- **Improve the status and compensation** for early childhood educators
- Recognize professional learning and ongoing education
- Provide a structure for growth

<https://earlychildhood.marylandpublicschools.org/WorkforceAdvancementBranch>

3. Workforce

Maryland Child Care Credentialing Program

- the Maryland Child Care Credential is a **voluntary professional development career pathway** that recognizes child care providers who go **beyond the minimum requirements of State regulations**.
- There are **seven staff credential levels** and **four administrator credential levels**, each one recognizing a child care provider's achievement of a specified number of education and training clock hours, experience and professional activities.
- Participating providers are required to complete training in six Core of Knowledge areas that have been identified as essential knowledge to develop the skills and practices to provide the best possible care for the children and families they serve.
- Child care providers who are enrolled in the Credentialing program may receive bonuses ranging from \$200 - \$1500.

<https://earlychildhood.marylandpublicschools.org/child-care-providers/office-child-care/credentialing-branch/child-care-credential-program>

3. Workforce

Child Care Career and Professional Development Fund

- The Child Care and Professional Development Fund (CCCPDF) is a tuition assistance program for child care providers to obtain a college education at 23 participating colleges and universities in Maryland (9 universities and 14 community colleges).
- Funding is available for child care providers to earn a college degree in the following areas:
 - Early Childhood Education
 - Child Development
 - Elementary Education
 - Special Education

<https://earlychildhood.marylandpublicschools.org/child-care-providers/office-child-care/credentialing-branch/child-care-credential-program>

3. Workforce

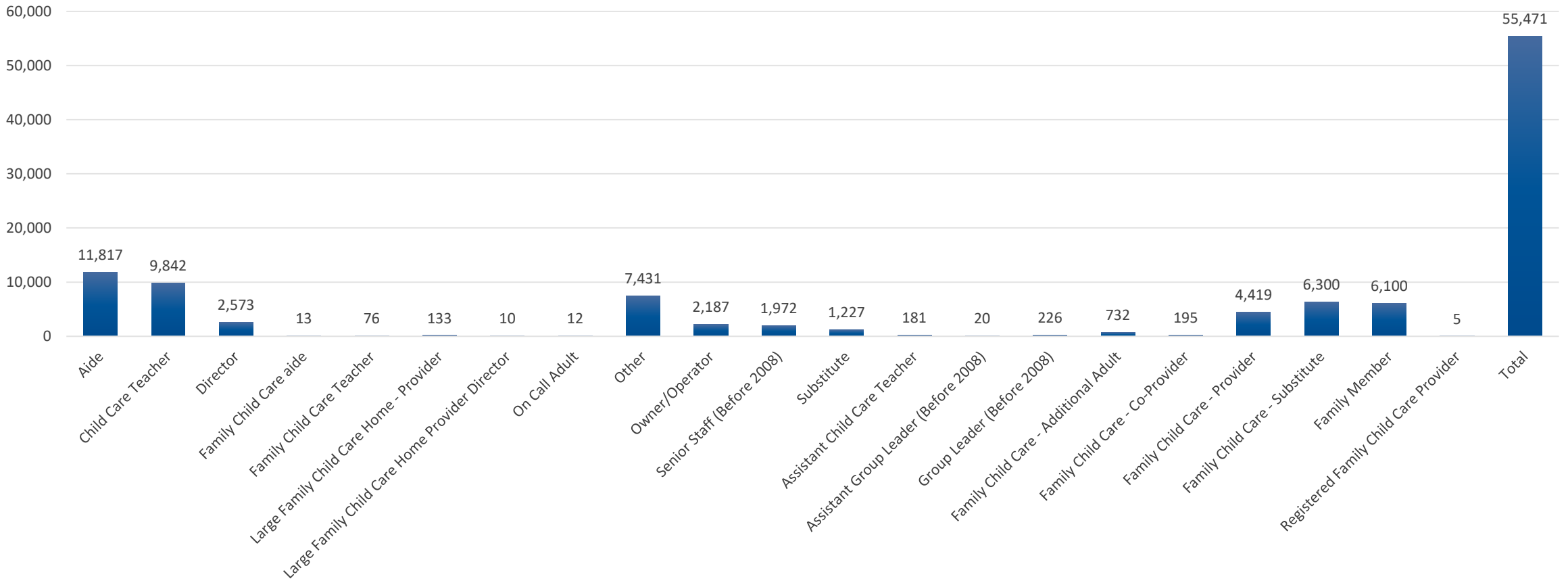
Supporting a Pathway to Success



<https://earlychildhood.marylandpublicschools.org/WorkforceAdvancementBranch>

3. Workforce

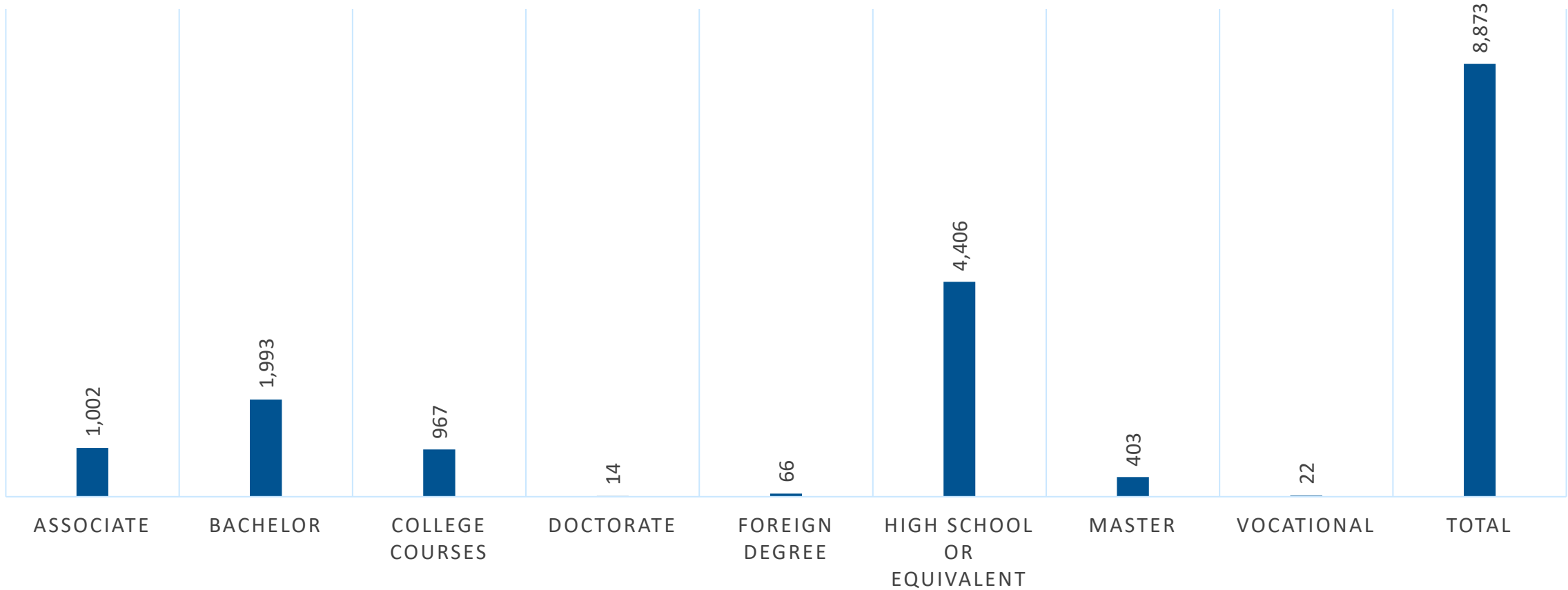
55,471 Persons in the Child Care Workforce



Data represents categories of all Associated Parties working in Child Care as included in the Childcare Automated Tracking System (CCATS).

3. Workforce

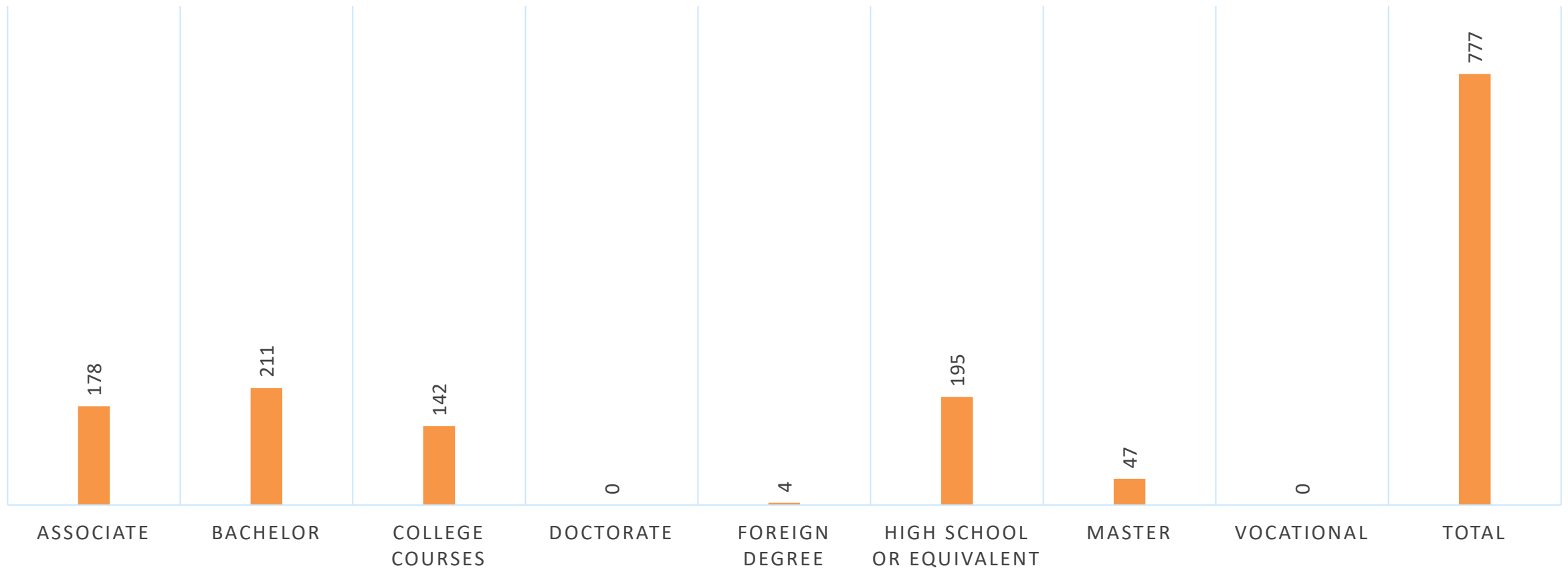
Child Care Teachers - Education



Data includes education levels as reported in the Childcare Automated Tracking System (CCATS) and may not include all teachers and their educational attainment.

3. Workforce

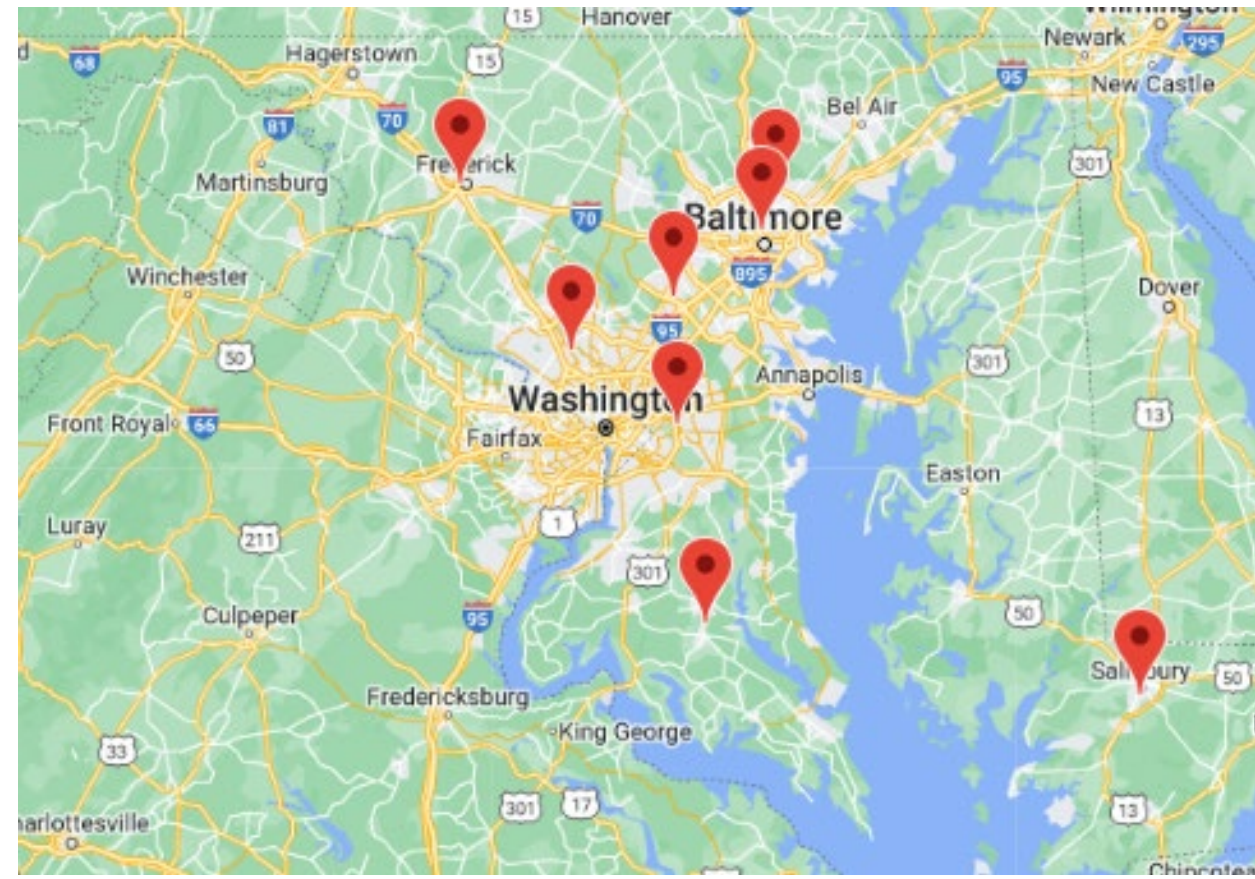
Family Child Care Providers – Education*



Data includes education levels as reported in the Childcare Automated Tracking System (CCATS) and may not include all family child care providers and their educational attainment.

3. Workforce

8 Regional Child Care Resource Centers and Satellite Offices



Maryland Child Care Resource Network: <https://www.marylandfamilynetwork.org/for-providers/find-your-child-care-resource-center>

3. Workforce

Customer Service

- Child Care Providers
 - Coordinators at each college and university to help students in the CCCPDF program
 - Help desk for providers participating in Maryland Child Care Credentialing Program
 - On-line Maryland Child Care Training Calendar and E-learning
 - Credentialing Help Desk

Questions & Comments

4. Expanded Support Programs

Program	Description	Funding	Eligible Applicants
Ulysses Currie Head Start State Supplemental Grants §5-231	Funding is made to Federal Head Start grantees to supplement the programs in enhancing the school readiness of children, ages birth to five.	The FY2023 budget includes \$3 million. Grantees receive funding by per pupil formula.	Current Head Start grantees
Maryland Infants and Toddlers Program §8-416	The Maryland Infants and Toddlers Program (MITP) provides provide a statewide, community–based interagency system of comprehensive early intervention services to eligible infants and toddlers , from birth until the beginning of the school year following a child’s 4th birthday, and their families.	The FY2023 budget includes \$14,673,430. Funding will increase each year until FY2030, with increases for inflation thereafter.	Local Education Agencies
Judy Centers Grants §5-230	Using a multigenerational approach for families and children , and providing professional development for early childhood educators, Judy Centers promote school readiness for children ages birth through five.	The FY2023 budget includes \$24,936,380. Judy Centers are funded at \$330,000 each. FY2023-FY25: 9 per year. FY2026-FY2030: 18 per year	Local Education Agencies
Family Support Centers (Patty Centers) Grants §9.5–1002	Family Support Centers (Patty Centers) provide parents and their children with a two-generation approach that improve parenting skills, develop the family as a functioning unit, and promote the growth and development of their children.	The FY2023 budget includes \$9,209,217. Family Support Centers (Patty Centers) are funded at \$330,000 each. FY2023-FY2030: 3 per year	Entities wishing to open a Patty Center

Blueprint for Maryland’s Future legislation: <https://www.marylandpublicschools.org/Blueprint/Pages/StateBill.aspx>

4. Expanded Support Programs

Head Start Supplemental Grants

- The program enhances school readiness of Head Start children, ages birth to five who meet income guidelines.
- Funding is used to –
 - extend the day for children who would otherwise participate in a 3.5 hour day; and/or
 - extend the year for children to participate in a six to eight week summer programming.

<https://earlychildhood.marylandpublicschools.org/head-start-program-information-reports-collaboration-and-program-improvement-branch>

4. Expanded Support Programs

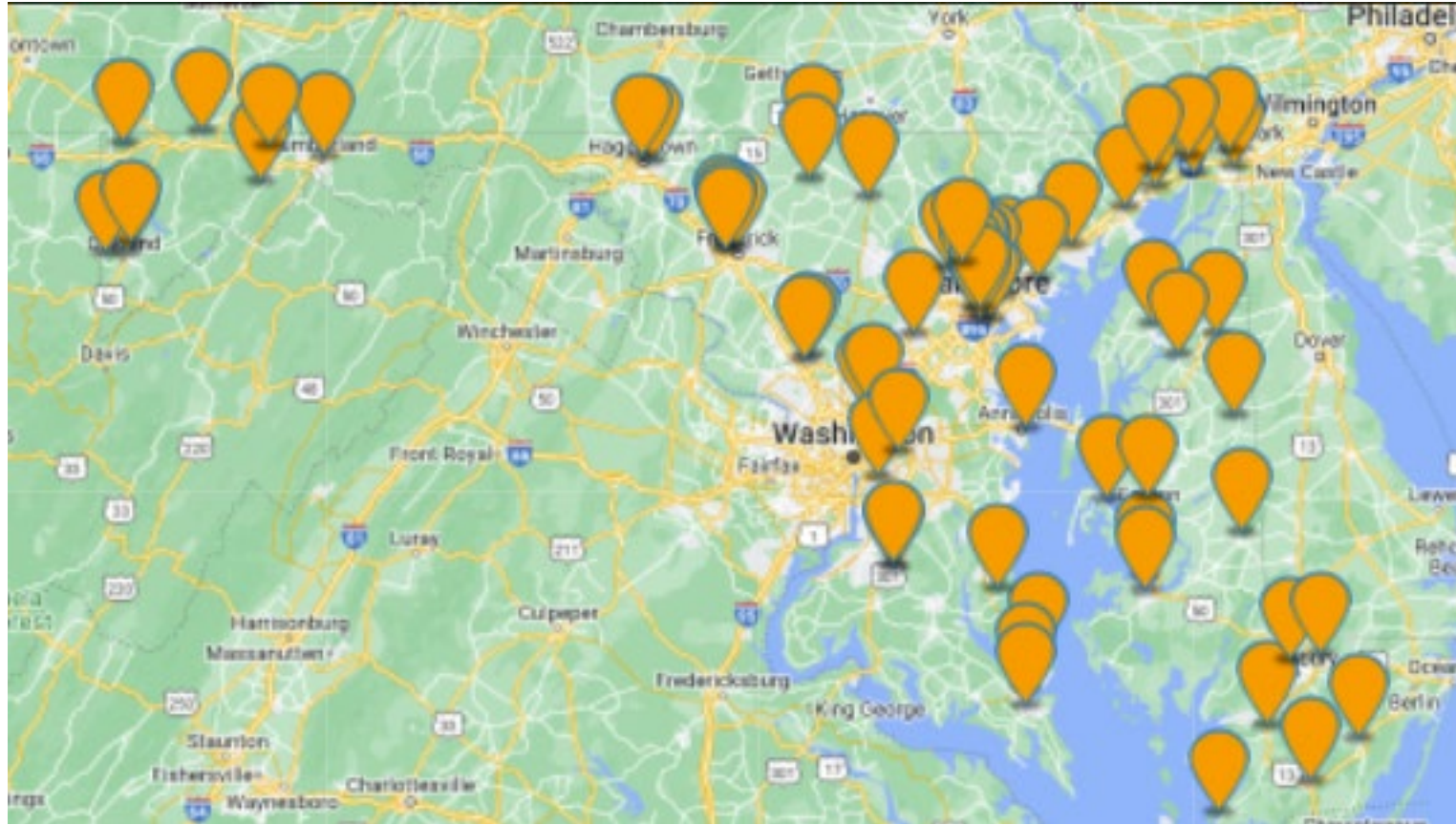
Maryland Infants and Toddlers Program

Fiscal Year	Program Funding
FY2023	\$14,673,430
FY2024	\$15,815,593
FY2025	\$16,957,756
FY2026	\$18,099,919
FY2027	\$19,242,082
FY2028	\$20,384,245
FY2029	\$21,526,408
FY2030	\$22,668,571
Subsequent Years	The prior fiscal year increased by the inflation adjustment.

<https://referral.mditp.org/>

4. Expanded Support Programs

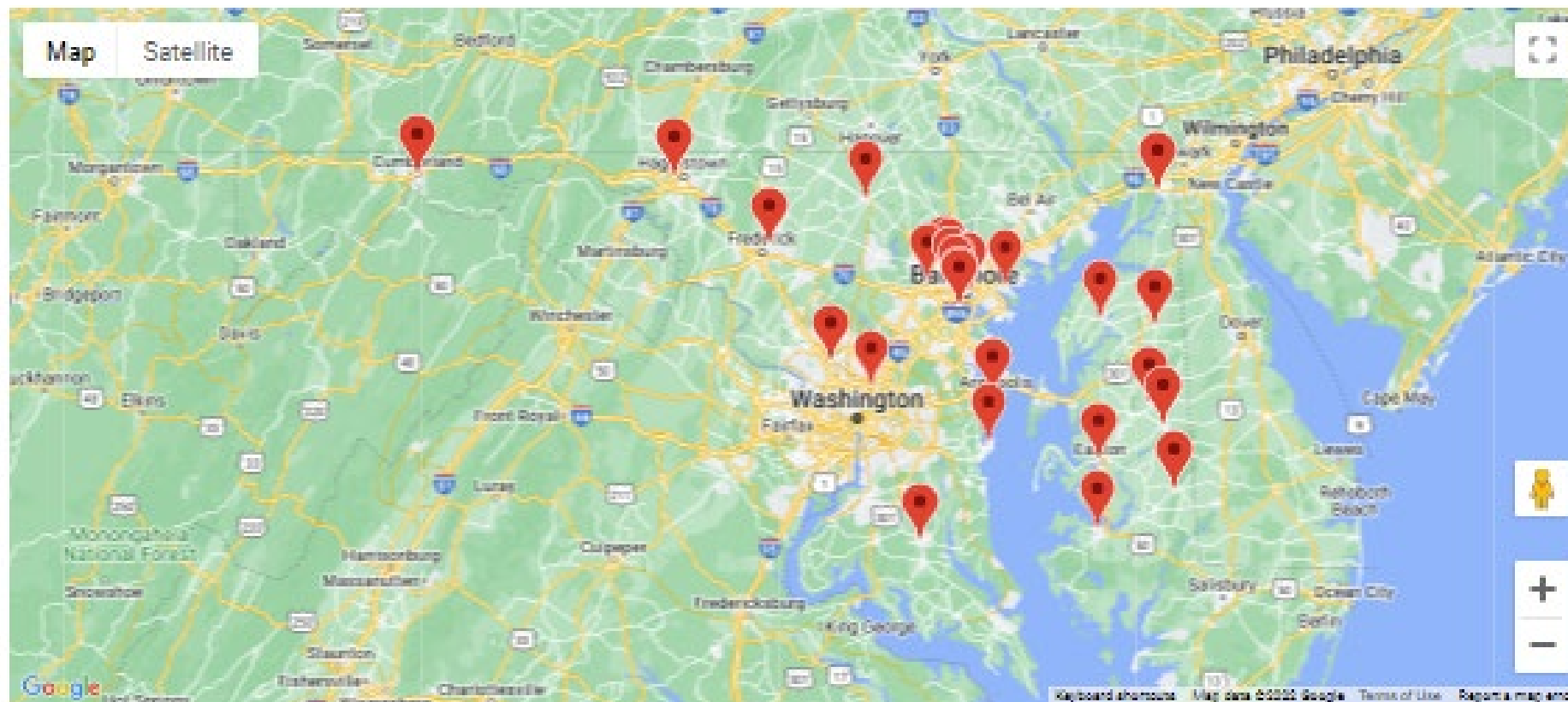
69 Judy Centers and Growing



<https://marylandfamiliesengage.org/judy-center-hubs-map/>

4. Expanded Support Programs

20 Family Support Centers (Patty Centers) and Growing



<https://www.marylandfamilynetwork.org/for-parents-extra/find-your-family-support-center>

Questions & Comments

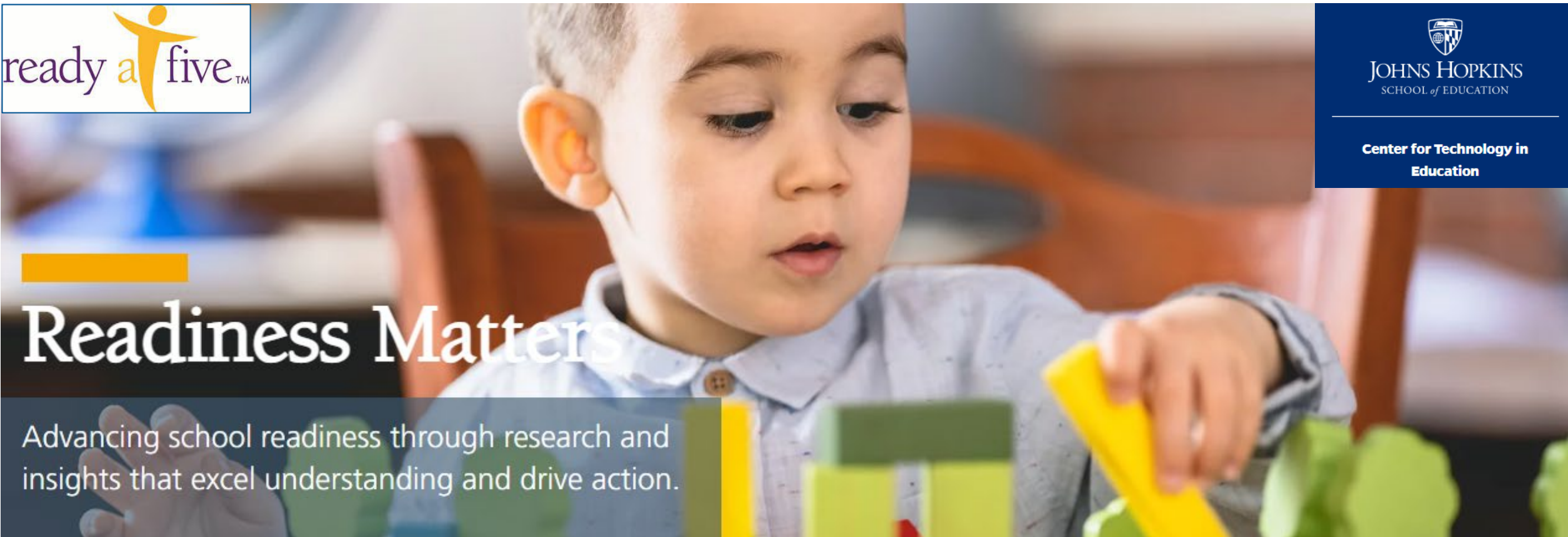
5. R4K Assessment System

Supporting the Kindergarten Readiness Assessment and the Early Learning Assessment

Program	Description	Funding	Eligible Applicants
Kindergarten Readiness Assessment (KRA) §5-230	All entering kindergarteners will be assessed beginning in the 2022-2023 school year.	\$946,150 in Assessment Funds.	Not Applicable
Ready for Kindergarten (R4K) Grants §5-230	These formula grants provide funds to school systems for implementing the Ready For Kindergarten (R4K) Assessment program which includes the Kindergarten Readiness Assessment (KRA) and the Early Learning Assessment (ELA) .	Approximately \$1 million per year	Local Education Agencies

5. R4K Assessment System

Providing Critical Information about the Knowledge, Skills, and Behaviors of Entering Kindergarteners




Readiness Matters

Advancing school readiness through research and insights that excel understanding and drive action.

2021-22 Kindergarten Readiness Assessment Report: <https://earlychildhood.marylandpublicschools.org/kindergarten-readiness-report>

Questions & Comments

- 
1. Increasing Access to Safe Child Care
 2. Helping Parents Pay for the Cost of Child Care
 3. Infant and Early Childhood Mental Health Consultant Project
 4. State & Local Early Childhood Advisory Councils
 5. Maryland Families Engaged

Programs and Initiatives in Support of Early Childhood in the Blueprint

All young children and their families will thrive.

Increasing Access to Safe Child Care

Licensed and Regulated Child Care Programs in Maryland

The MSDE Office of Child Care's **Licensing Branch** at MSDE oversees all child care licensing activities in Maryland, including:

- **Licensing and re-licensing** child care facilities
- **Monitoring programs** to make sure they follow child care regulations
- **Investigating complaints** of any reported violations of regulations or illegal child care
- **Taking enforcement action** against programs that have serious violations of child care regulations
- Helping child care programs **meet the standards of all regulations**

There are **thirteen Regional Licensing Offices** that operate within the Licensing Branch to keep all children in care safe and healthy.

<https://earlychildhood.marylandpublicschools.org/child-care-providers/licensing>

Increasing Access to Safe Child Care

Legal Child Care is Safe Child Care

- *Informal child care* is when a friend, relative, or nanny
 - cares for a child in the family home or in his or her own home,
 - receives **no compensation of any kind** for providing care, or
 - provides care for **less than 20 hours per month**.
- *Formal child care* includes child care centers and family child care homes and must be licensed or registered.
- Providers who are not licensed or registered are offering **illegal and potentially dangerous child care**.
- Parents can go to [Marylandchild.org](https://marylandchild.org) or [LOCATE: Child Care](#) to find [safe, licensed care](#).

<https://earlychildhood.marylandpublicschools.org/child-care-providers/licensing>

Increasing Access to Safe Child Care

Building the Supply of Family Child Care Homes

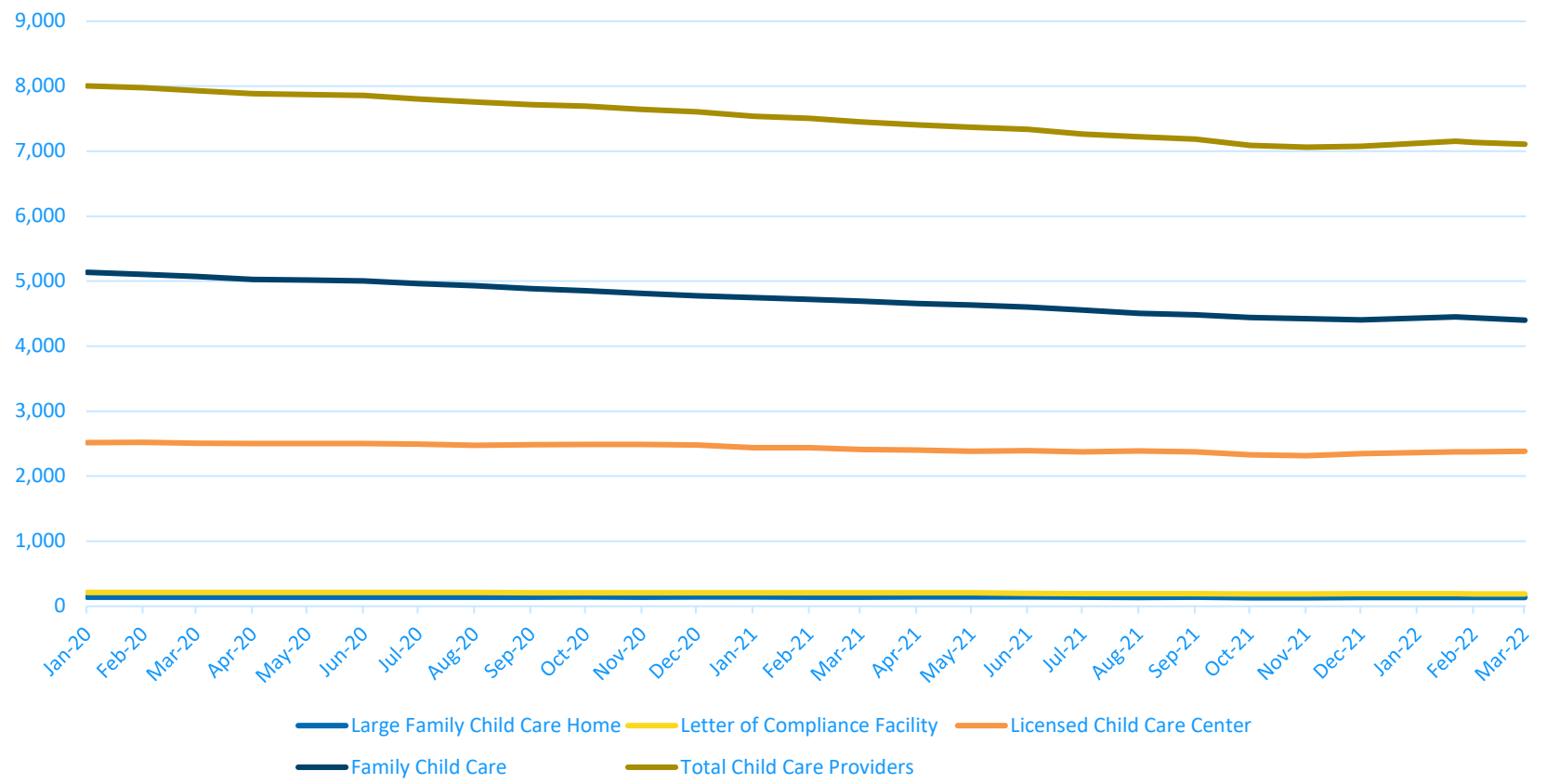
- GO FCC – Growing Opportunities in Family Child Care
 - Planning and Implementation Grants
- Grants to cover start-up costs
- [Licensing specialists to guide potential providers](#) through the process



English video: <https://vimeo.com/516740070> Spanish video: <https://vimeo.com/516740281>

Increasing Access to Safe Child Care

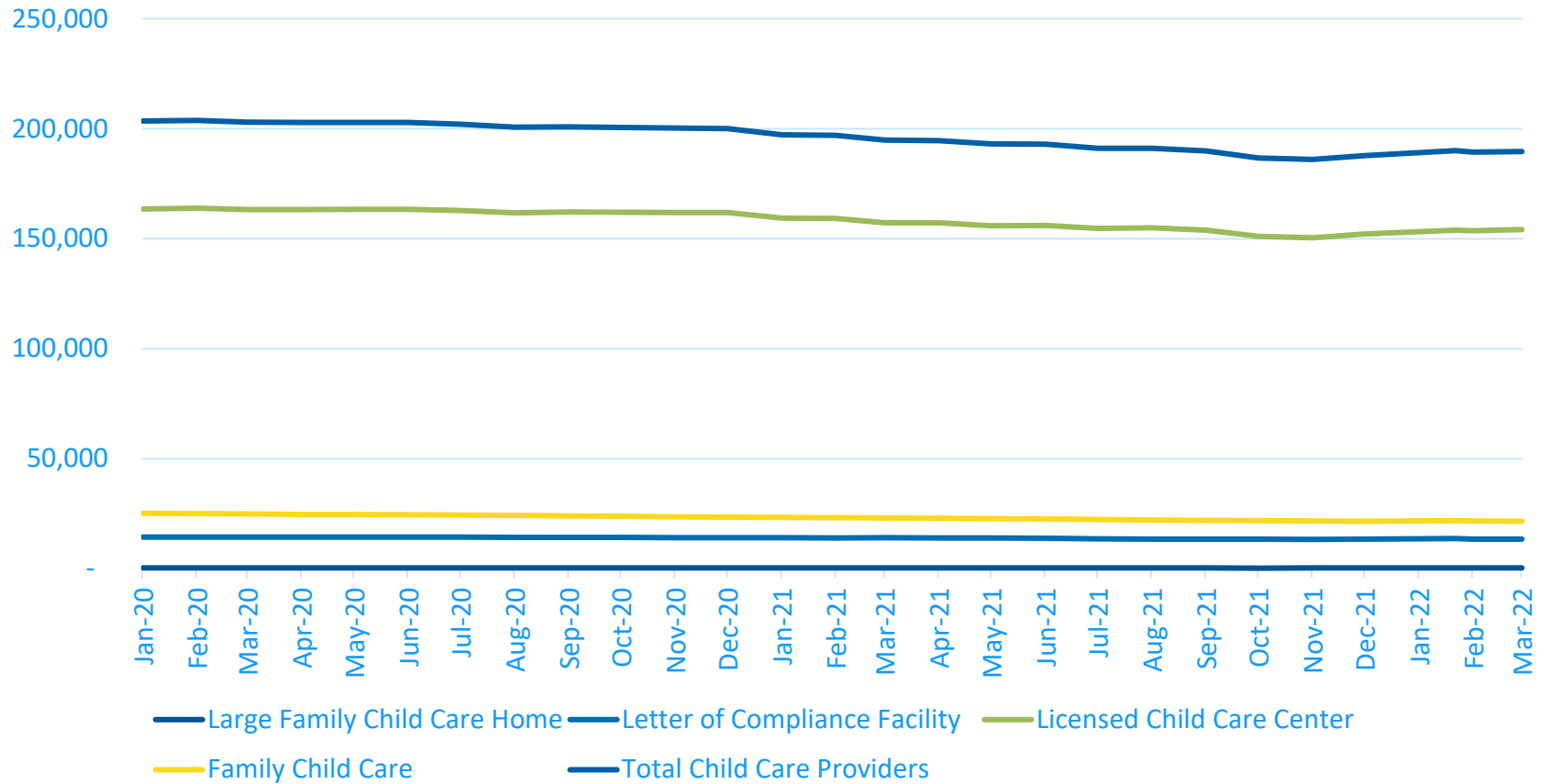
7,109 Licensed Child Care Programs



<https://earlychildhood.marylandpublicschools.org/child-care-providers/licensing>

Increasing Access to Safe Child Care

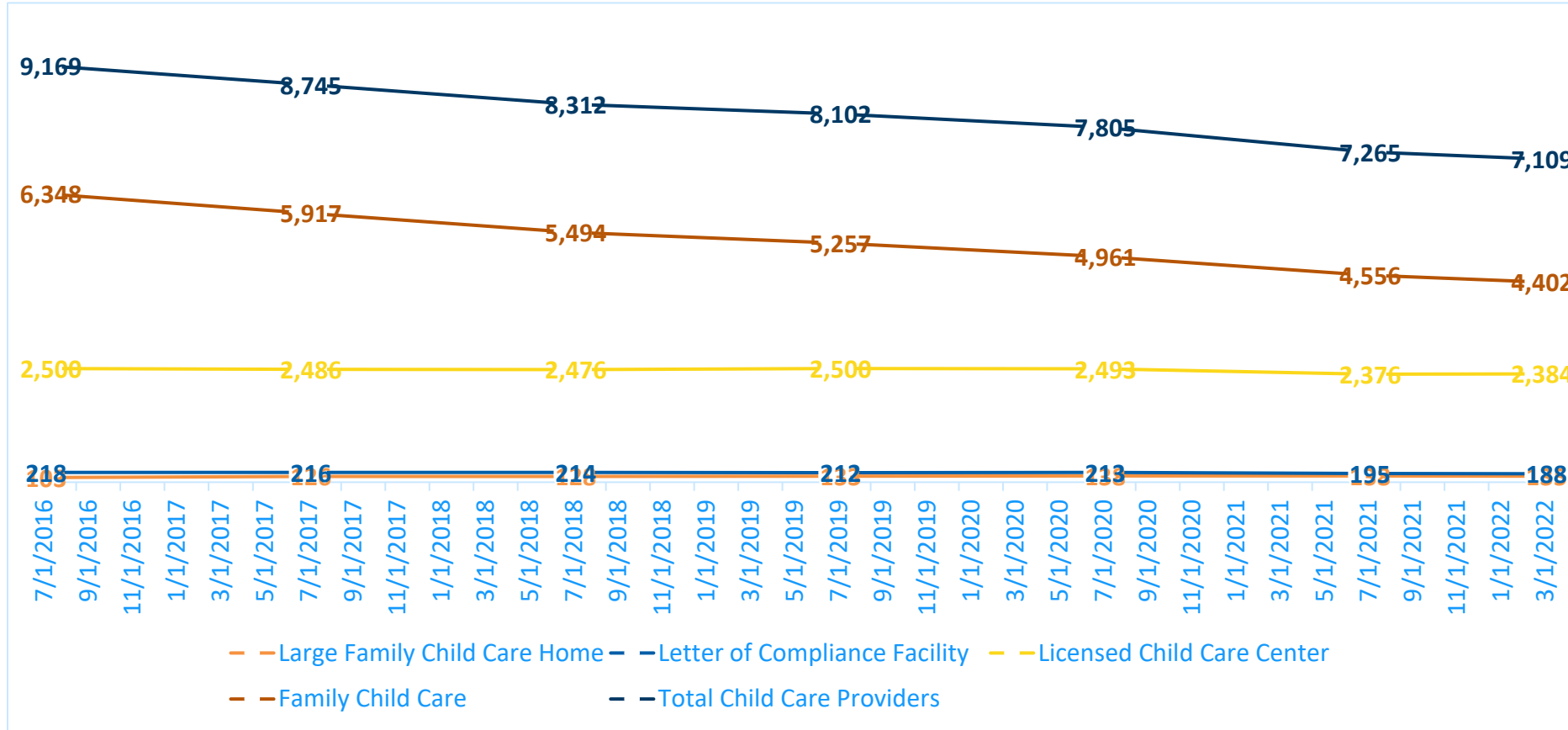
Licensed Capacity for 189,608 infants, toddlers and children



<https://earlychildhood.marylandpublicschools.org/child-care-providers/licensing>

Increasing Access to Safe Child Care

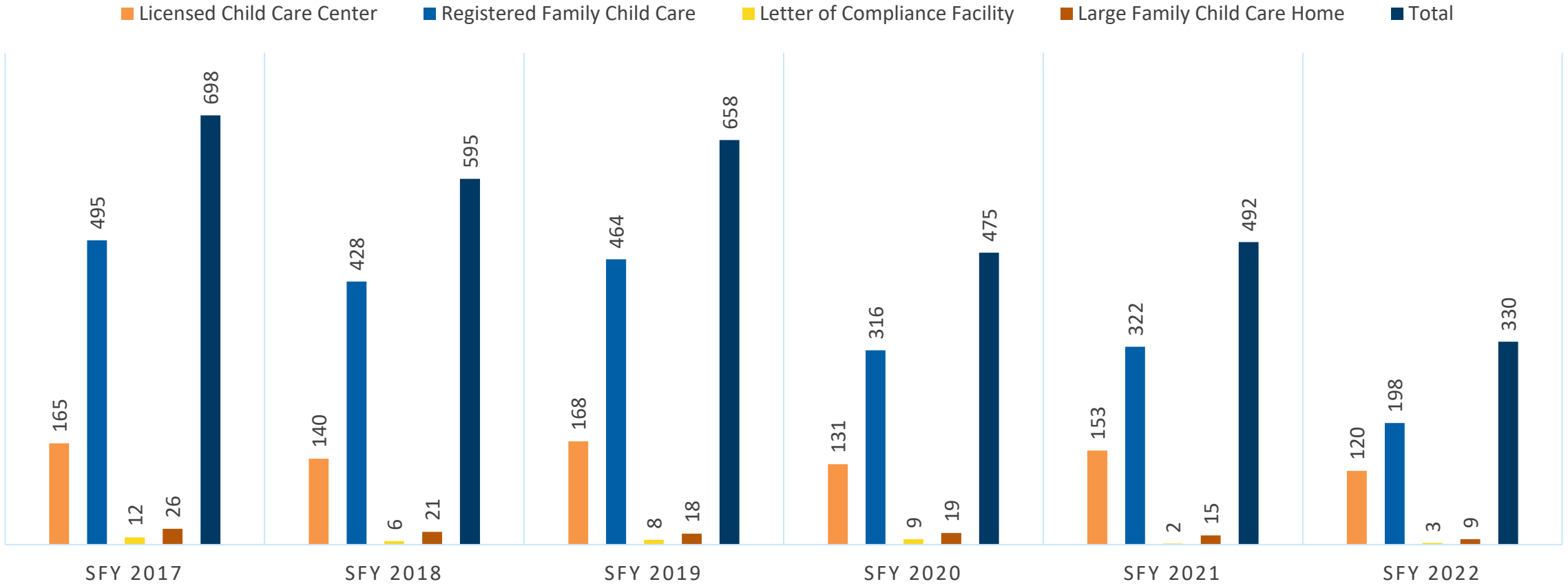
Licensed Child Care Providers Declined by 22% from 2016 to 2022



<https://earlychildhood.marylandpublicschools.org/child-care-providers/licensing>

Increasing Access to Safe Child Care

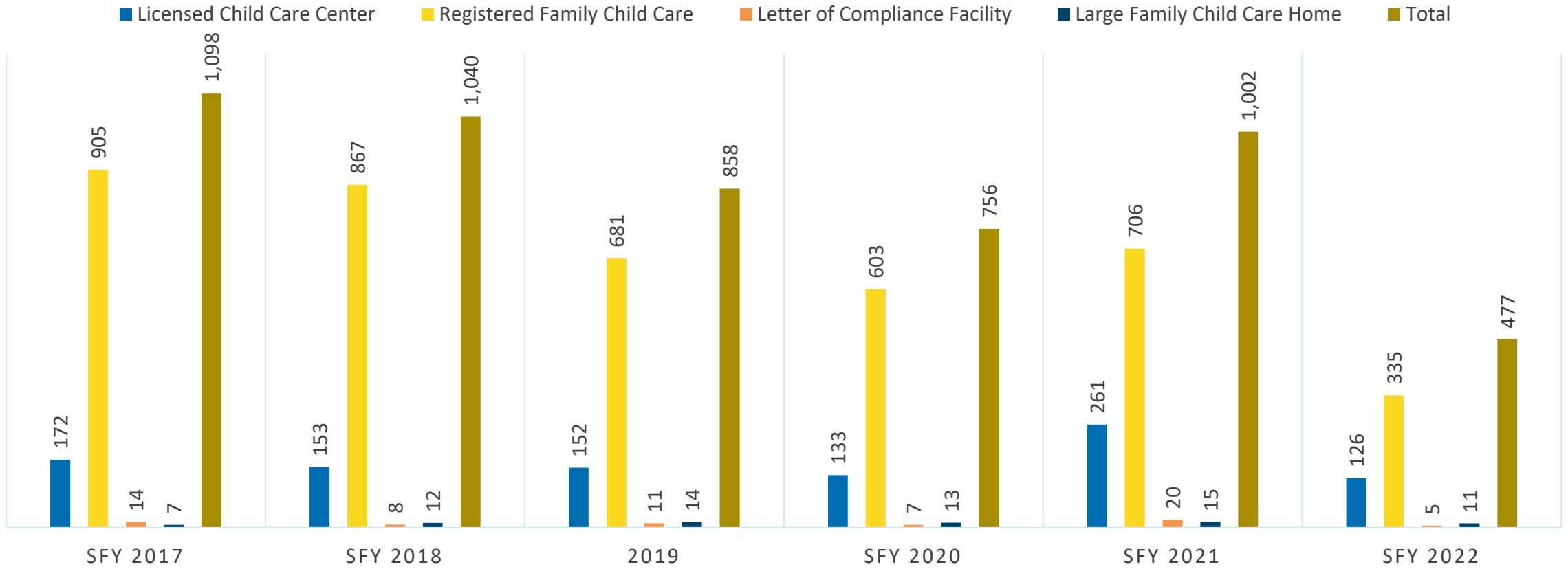
New Licensed Programs



<https://earlychildhood.marylandpublicschools.org/child-care-providers/licensing>

Increasing Access to Safe Child Care

Program Closures



<https://earlychildhood.marylandpublicschools.org/child-care-providers/licensing>

Increasing Access to Safe Child Care

Program Closures

Reasons for voluntary closure include:

- Retired from field
- Challenges of running a small business
- Increase in requirements
- Ongoing Pandemic
- Moved out of state
- Return to the workforce
- Low enrollment of children

<https://earlychildhood.marylandpublicschools.org/child-care-providers/licensing>

Increasing Access to Safe Child Care

Customer Service

- Families
 - Personalized assistance through [LOCATE: Child Care](#) referral specialist with language support
 - [LOCATE: Child Care Special Needs Service](#) to find care for children with special needs here
 - Online [intake form](#) and [web-based search](#) feature for child care
 - Assistance with finding child care when a program is temporarily or permanently closed.
 - On-line inspection results for families at <http://www.checkccmd.org/>
- Child Care Providers
 - Monthly Listening Sessions
 - Regional Licensing Office Round Tables
 - Feedback survey after every licensing inspection

<https://earlychildhood.marylandpublicschools.org/child-care-providers/licensing>

Questions & Comments

Helping Parents Pay for the Cost of Child Care

Child Care Scholarship Program



English Video: <https://vimeo.com/516740469> Spanish Video: <https://vimeo.com/516740682>

Helping Parents Pay for the Cost of Child Care

Child Care Scholarship Program

- MSDE provides **financial assistance for child care costs** to eligible working families in Maryland.
- To be eligible for the Child Care Scholarship Program, you must be:
 - A Maryland resident who is **working/employed**, in an approved training program or attending school, and
 - A **recipient of Temporary Cash Assistance (TCA) or Supplemental Security Income (SSI)** or
 - **Within CCS income guidelines** - 65% of State Median Income (SMI): \$71,525 for a family of four.
- By July 2022, MSDE will lower the threshold of income eligibility to 75% SMI (\$90,033 for a family of four).
- The value of the scholarships will also increase, and parent co-pays will be reduced or even eliminated for some families.

<https://earlychildhood.marylandpublicschools.org/child-care-providers/child-care-scholarship-program>

Helping Parents Pay for the Cost of Child Care

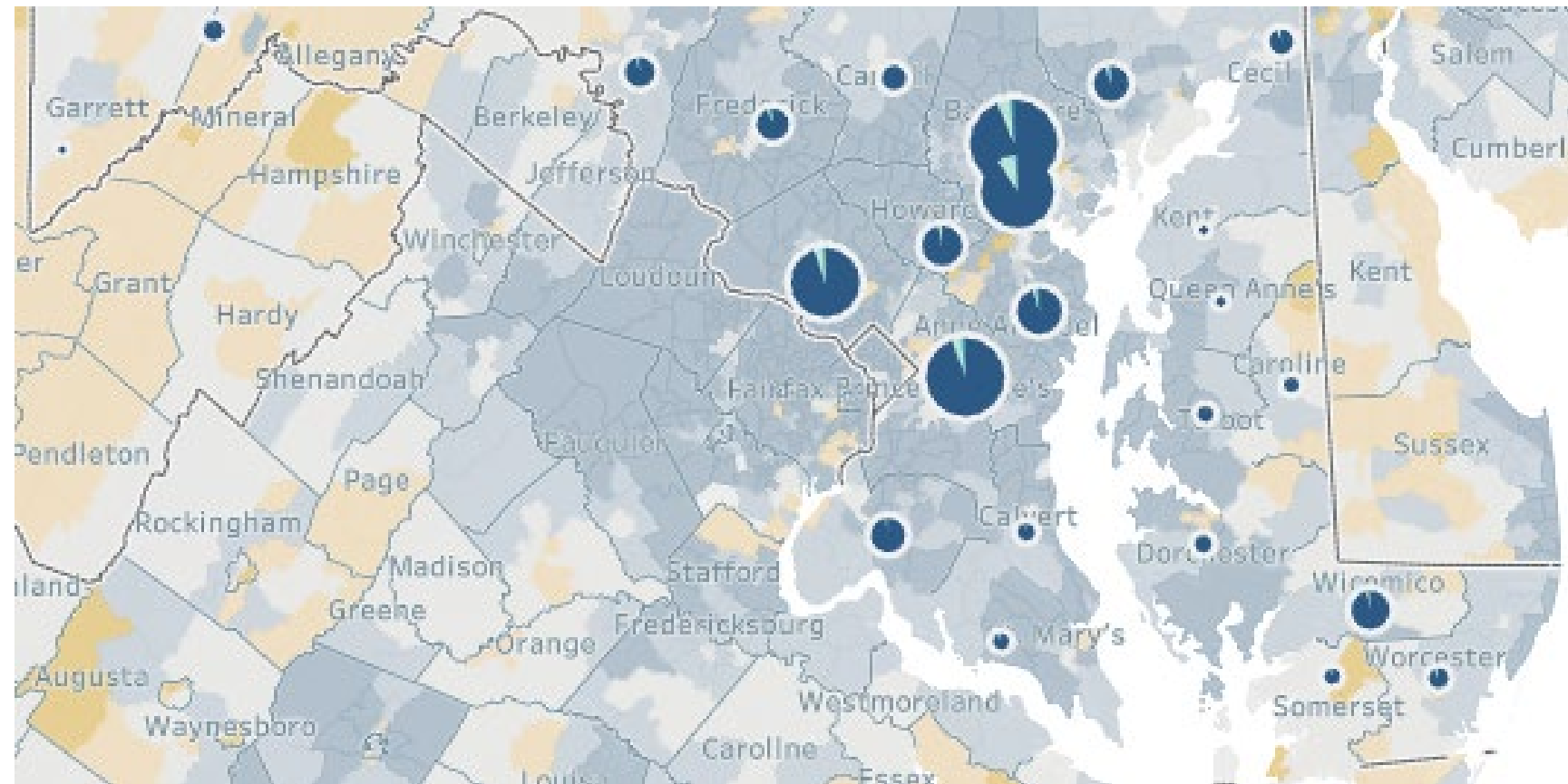
Child Care Scholarship Program

- When income eligibility increases, it is estimated an additional 25,358 families would become eligible (approximately 182,080 eligible families total).
- Of those newly eligible families, it is expected around 6.4 percent to actually enroll in the program (1,623 families).
- The 6.4 percent was calculated based on the historic number of families enrolled compared to the number of families that were eligible at that time.
- Not all parents will choose child care as they have other options: Head Start, school-based PreK, and care by a family member.

<https://earlychildhood.marylandpublicschools.org/child-care-providers/child-care-scholarship-program>

Helping Parents Pay for the Cost of Child Care

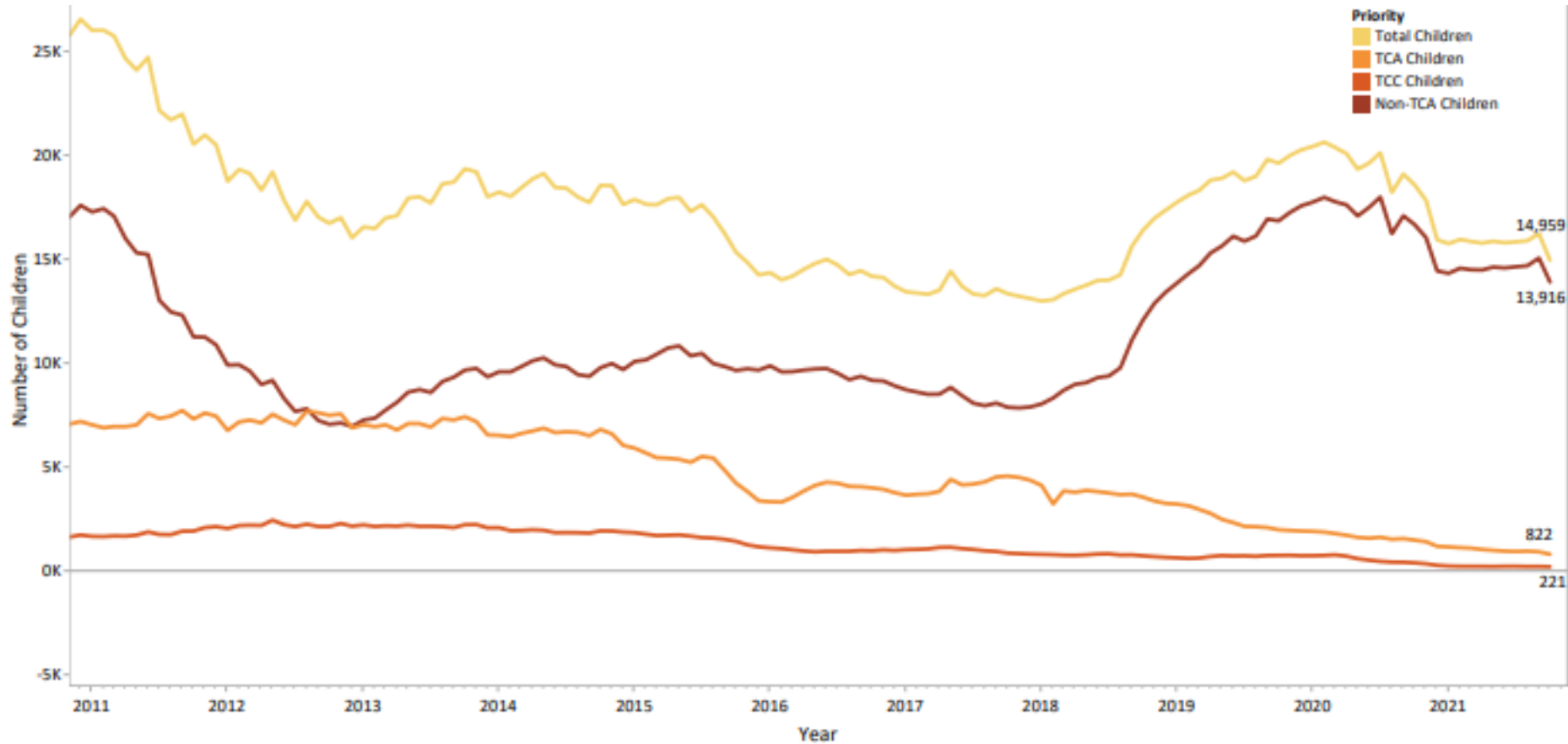
Participating Families in the Child Care Scholarship Program



<https://earlychildhood.marylandpublicschools.org/child-care-providers/child-care-scholarship-program>

Helping Parents Pay for the Cost of Child Care

Historic Child Enrollment in the Child Care Scholarship Program



<https://earlychildhood.marylandpublicschools.org/child-care-providers/child-care-scholarship-program>

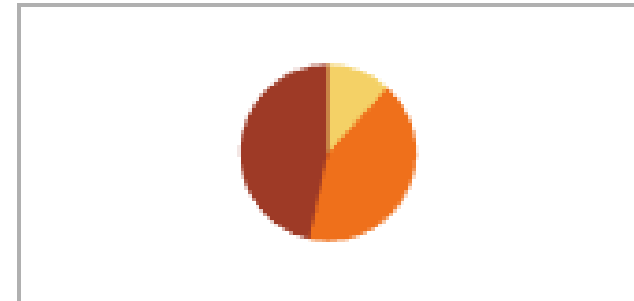
Helping Parents Pay for the Cost of Child Care

Participating Children by Age in the Child Care Scholarship Program

by Age

Infant/Toddler	1,733	11.78%
2 to 4	6,126	41.63%
School Age	6,856	46.59%
Grand Total	14,715	100.00%

Age



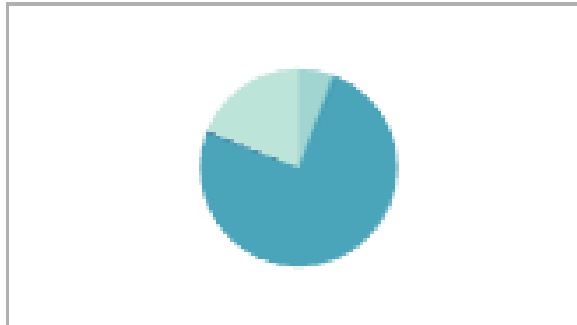
Helping Parents Pay for the Cost of Child Care

Participating Children by Race & Ethnicity in the Child Care Scholarship Program

by Race

Black / African American	10,897	74.05%
White	2,804	19.06%
More than One Race	812	5.52%
Asian	98	0.67%
American Indian / Alaskan Native	79	0.54%
Native Hawaiian / Pacific Islander	25	0.17%
Grand Total	14,715	100.00%

Race



by Ethnicity

Non-Hispanic	13,721	93.24%
Hispanic	994	6.76%
Grand Total	14,715	100.00%

<https://earlychildhood.marylandpublicschools.org/child-care-providers/child-care-scholarship-program>

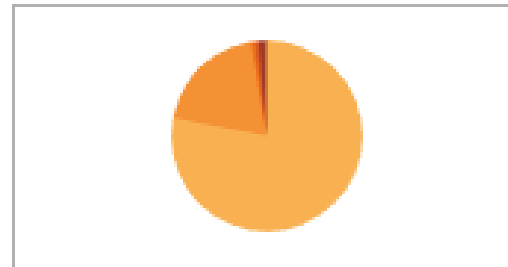
Helping Parents Pay for the Cost of Child Care

Children Served in Various Settings and Quality Levels in the Child Care Scholarship Program

by Provider Type

Licensed Child Care Center	7,333	78.1%
Registered Family Child Care	1,810	19.3%
Large Family Child Care Home	120	1.3%
Letter of Compliance Center	63	0.7%
Informal	60	0.6%
Military Center	1	0.0%
Grand Total	9,387	100.0%

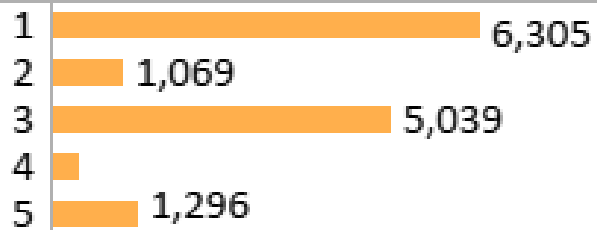
Provider Type



Provider Type

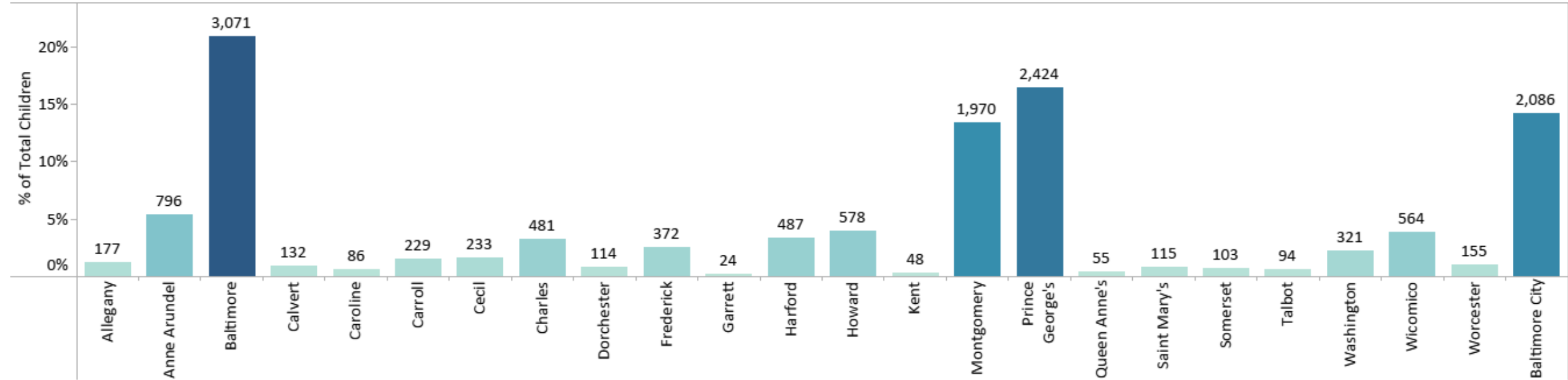


by Quality Level



<https://earlychildhood.marylandpublicschools.org/child-care-providers/child-care-scholarship-program>

Children Receiving Scholarships by Jurisdiction



<https://earlychildhood.marylandpublicschools.org/child-care-providers/child-care-scholarship-program>

Helping Parents Pay for the Cost of Child Care

Customer Service

- Families
 - [Child Care Scholarship Customer Inquiry Form](#)
 - [Child Care Scholarship Application Video](#)
 - Transfer of scholarships to another program if temporarily or permanently closed
 - Parents receiving Temporary Cash Assistance may work with their local social service offices for in-person assistance.
- Child Care Providers
 - Child Care Scholarship Customer Inquiry Form
 - [Child Care Scholarship Invoice Video](#)
 - Technical assistance webinars
 - Reduced time for invoice processing

<https://earlychildhood.marylandpublicschools.org/child-care-providers/child-care-scholarship-program>

Infant and Early Childhood Mental Health Consultation Project

The Project's goals are to:

- Promote positive social and emotional wellness practices in early childhood settings;
- Identify and work proactively with children who may have developmental, social, emotional, or behavioral concerns;
- Refer children and families in need of more intensive mental health services to appropriate support and/or clinical programs;
- Help children remain in stable, quality child care arrangements that support their individual needs;
- Increase teacher confidence and competence dealing with challenging behaviors through training, coaching and mentoring, and
- Build close partnerships with local community resources including Judy Centers, Head Start Centers, health departments, Child Find, Maryland Infants & Toddlers Program, preschool special education, and private consultation providers.

<https://earlychildhood.marylandpublicschools.org/infant-and-early-childhood-mental-health-iecmmh-consultation-project>

State & Local Early Childhood Advisory Councils

- The State Early Childhood Advisory Council (ECAC) is comprised of early childhood educators, policy makers, and community advocates from across the state.
- The purpose of the ECAC is to coordinate efforts among early care and education programs, conduct needs assessments concerning early childhood education and development programs, and develop a statewide strategic report regarding early childhood education and care.
- 24 Local Early Childhood Advisory Councils work to coordinate efforts within the local jurisdictions.

<https://earlychildhood.marylandpublicschools.org/councilsworkgroups/state-early-childhood-advisory-council-ecac>

Maryland Families Engaged

It's Never Too Early to Engage, Connect, And Learn

- The [Maryland Families Engage](#) website is designed to help **build a community of support** for those who care for and work with young children.
- The marylandfamiliesengage.org **database of resources** contains links to child development, family engagement initiatives, news, events, and research.
- Maryland's [Early Childhood Family Engagement Framework](#) is designed to be a **guide for programs and providers** to increase the availability and quality of family engagement for all families with young children in Maryland.
- The [Maryland Family Engagement Toolkit](#) is designed to **support early care and education providers** as they implement the Framework's goals and strategies.

<https://marylandfamiliesengage.org/>



Stabilizing and Rebuilding Maryland's Child Care System

Responding to an Historic Crisis

COVID-19 Hits the Child Care System Hard

Only 29% of Child Care Programs Operating at Start of Pandemic

- March 5, 2020 Governor Hogan declares a State of Emergency.
- March 13, 2020 Governor's Executive Order gives authority to Superintendent to suspend certain child care regulations.
- March 27, 2020 Superintendent closes all child care programs at end of day.
- March 30, 2020 Essential Personnel Child Care (EPCC) and Essential Personnel School Age (EPSA) began providing child care services for essential personnel only.
- May 16, 2020 Parents from businesses newly reopened begin to have access to EPCC and EPSA sites on a tuition basis.
- June 5, 2020 State ceases paying tuition for essential person's child care.
- June 10, 2020 Child Care open to all parents.
- October 1, 2020 Child Care providers return to licensed capacity

Increasing Access to Safe Child Care

Reopened and Operating Programs: 98% Statewide

Item	%	Item	%	Item	%
Allegany County	92	Charles County	100	Prince George's County	96
Anne Arundel County	94	Dorchester County	100	Queen Anne's County	99
Baltimore City	98	Frederick County	98	St. Mary's County	96
Baltimore County	98	Garrett County	91	Somerset County	80
Calvert County	100	Harford County	99	Talbot County	97
Caroline County	98	Howard County	99	Washington County	100
Carroll County	100	Kent County	100	Wicomico County	97
Cecil County	100	Montgomery County	99	Worcester County	100

Federal and State Relief

Financial Support

Funding	Amount	Use of Funds	
Coronavirus Aid, Relief, and Economic Security (CARES) Act	\$45.8 million	\$31.8 million (childcare for Essential Personnel)	\$7.6 million (\$2,000 grants) \$6.4 million (\$800/\$1,600 grants)
Coronavirus Response and Relief Supplemental Appropriations (CRRSA) Act	\$128.8 million	\$49.6 million (childcare for Essential Personnel)	\$60 million (stabilization grants) \$19.2 million (Scholarship Program)
American Rescue Plan Act (ARPA)	\$502 million	\$309 million (stabilization grants: <ul style="list-style-type: none"> • Round I - \$157 million • Round II – \$125 million) 	\$193 million
State Stabilization Grants	\$50 million	\$50 million (stabilization grants)	

Stabilizing and Rebuilding the Child Care System

Customer Service

- Families
 - In the first year of the pandemic, daily posting of open and operating programs
- Child Care Providers
 - Webinars for various stabilization grant opportunities
 - Streamlined application
 - Customer inquiry form

What's Next?

New Early Childhood Data System

MSDE issued a request for proposals in order to procure the services of a contractor to **modernize** and develop a centralized, interactive Early Childhood Data System that will provide a foundation for rapidly evolving business demands and high expectations of the early childhood community.

- Phases 1 & 2: Architectural Review, Global Design and Enabling Modules
- Phase 3: Licensing
- Phase 4: Child Care Scholarships
- Phase 5: Operations, Maintenance and Enhancements
- Phase 6: Credentialing and Training
- Phase 7: Maryland EXCELS
- Phase 8: Data Management and Reporting
- Phase 9: Child Enrollment and Attendance Reporting, Judy Centers, and Pre-K
- Phase 10: Interagency Early Childhood Data Warehouse and Operational Dashboards



Thank you

<https://earlychildhood.marylandpublicschools.org/>



Maryland Ready:

Maryland's Path
to School Readiness
and Success

Prenatal to Age 8

Strategic Plan 2020-2025



Acknowledgments

This statewide strategic plan would not be possible without the contribution of many stakeholders and partners. We wish to acknowledge the leadership of Governor Larry Hogan, Maryland State Superintendent of Schools Karen B. Salmon, Ph.D., Maryland State Department of Health Secretary Robert R. Neall, and Maryland State Department of Human Services Secretary Lourdes R. Padilla.

The Division of Early Childhood Executive Leadership Team under Assistant State Superintendent Steven Hicks, and the State Early Childhood Advisory Council provided ongoing feedback on this plan's development.

This project was led by Rachel Demma, Director of Early Childhood Systems Development, Maryland State Department of Education, with support from the Mid-Atlantic

Equity Consortium (MAEC) Together Juntos Project Team, including Project Director: Maria del Rosario (Charo) Basterra; Principal Author and Project Manager, Heather Tomlinson; Project Consultant, Judie Jerald; Together Juntos/MAEC Evaluator, Kasia Razynska; and Johns Hopkins University Evaluator, Steven Sheldon.

This project is supported by the Preschool Development Grant Birth through Five Initiative (PDG B-5), Grant Number 90TP0009- 01-00, from the Office of Child Care, Administration for Children and Families, U.S. Department of Health and Human Services. Its contents are solely the responsibility of the authors and do not necessarily represent the official views of the Office of Child Care, the Administration for Children and Families, or the U.S. Department of Health and Human Services.

A Message from Governor Larry Hogan

I am pleased and excited to announce the release of *Maryland Ready: A Path to School Readiness and Success*, a new five-year strategic plan for the State's early childhood system from the prenatal period through age eight.

With the early years as the most critical period for brain development, the investments we make to support our youngest learners provide the foundation for lifelong learning and achievement. Even as Marylanders continue to navigate the challenges of our statewide response to the COVID-19 crisis guided by my *Maryland Strong: Roadmap to Recovery*, this strategic plan provides the way forward for the state.

During my tenure as Chair of the National Governors Association, I oversaw an initiative to support states develop and implement programs for children and their families from before birth to age three. Maryland continues to serve as a national model in ensuring equitable opportunities for families and their young children to take part in high-quality early care and learning experiences that prepare them for school and overall success.

As a geographically and demographically diverse state, Maryland has a robust mixed-delivery system of early childhood programs and services to support families and their young children, empower parental choice and family engagement, and ensure successful transitions throughout the early years and into the early grades.

I would like to commend the Maryland Departments of Education, Health, and Human Services, as well as the parents, early childhood community leaders, and stakeholders for developing this guide and for the hard work they do every day to support our youngest Marylanders.

I look forward to accomplishing the goals and aspirations set forth in *Maryland Ready: A Path to School Readiness and Success* and giving our children the greatest opportunities Maryland has to offer.

A handwritten signature in black ink that reads "Larry Hogan". The signature is fluid and cursive, with the first name "Larry" being larger and more prominent than the last name "Hogan".

Larry Hogan
Governor



Table of Contents

Governor Hogan’s Commitment to Maryland Ready	1
Executive Summary	4
Introduction	10
The Science of Brain Development	10
The Economic Sense in Investing in Early Childhood	10
Celebrating Diversity and Promoting Equity	11
Foundations for Success: Policies, Parent Choice and Programs in Maryland’s Mixed-Delivery System	11
Support for Early Childhood Professionals and Program Quality	15
Overview of <i>Maryland Ready: A Path to School Readiness and Success</i>	15
Listening to Voices from the Field	16
Conducting the Needs Assessment and Developing the Strategic Plan	16
Getting Off to a Good Start: The Need to Improve Kindergarten Readiness for Vulnerable Children	17
Alignment between the Needs Assessment and the Strategic Plan	17
Charting Maryland’s Path Forward	17
Maryland’s Vision for Young Children and Families	17
Guiding Principles: Maryland’s Pillars for ECE System Building	18
Realizing the Vision: Maryland’s Goals, Action Steps and Measures of Progress	16
Overview of Six Goals that Will Move Maryland Forward	18
Goals, Strategies, Action Steps and Indicators	20
In Closing: Our Charge and Call to Action	34
Glossary of Terms	35
Appendix. Stakeholders	38

Maryland plans to further expand and enhance its service and program infrastructure for children from the prenatal period through age 8.



Executive Summary

From the Atlantic Coastline, across the shores of the Chesapeake Bay, to the mountains of Western Maryland, Maryland is home to over 660,000 young children from birth to age 8 and their families.¹ Maryland's families and children come from a wide range of racial, cultural, linguistic, socioeconomic, and geographic backgrounds—yet the universal needs of young children remain the same regardless of setting, family composition, or racial, cultural or linguistic backgrounds. Using the opportunity provided by the Preschool Development Grant Birth through Five (PDG B-5) award, Maryland has taken stock of our early childhood care and education (ECE) system and created *Maryland Ready: A Path to School Readiness and Success*, a strategic plan that puts forward our vision, goals, and strategies to improve the state system over the next 5 years. Implementation of this plan will create a systemic foundation that puts a focus on equity, and prioritizes evidence-based models and program effectiveness. It will also allow the state to expand and improve our early childhood workforce, and infuse the system with continuous quality improvement strategies.

Despite careful planning and elements of an ECE system solidly in place, state and local environments can change quickly in the face of catastrophic emergencies such as the COVID-19 pandemic, natural disasters, or dramatic economic downturns. Maryland's strategic plan is intended to be evergreen, adaptable to families' changing needs and priorities in the moment while staying course to its long-term vision. *Maryland Ready: A Path to School Readiness and Success* is a commitment to ensure that young children and families thrive and that flexible decision-making about strategies to meet changing needs and contexts can evolve. Maintaining this focus and dynamic approach gives Maryland the tools necessary to put all of our young children on a path to healthy development, school readiness and long-term success.

The Science of Brain Development

The science is clear. Children's brains develop at their fastest pace during the early years, when synapses form at a rate of 1 million new neural connections per second.² This intense period of learning and development means that the youngest brains are highly flexible and responsive to the environment as their fundamental architecture is established. This sensitivity to experiences, environments, and interactions levels off as we age and as the brain starts to prioritize efficiency over expanding connections. Continuing advances in neuroscientific research reinforces what we now know—the early years are the most effective time to influence brain development and put children on a path to healthy development, life-long well-being, and achievement.³

Based on clear evidence that early supports and intervention lead to the most favorable outcomes for young children—especially children experiencing adversity—Maryland plans to further expand and enhance its service and program infrastructure for children from the prenatal period through age 8. By strengthening evidence-based programs for this population, providing resources for new services, and expanding the reach in high-need communities, Maryland aims to improve early care and learning experiences for families and their young children.

The Economic Sense in Investing in Early Childhood

Maryland's leaders agree that investing in ECE makes financial sense. The economic benefits of investing in young children through high-quality ECE programs for all children have been shown to lead to a return on investment to society of approximately \$7 for every \$1 spent; for children experiencing adversity, the return has been shown to be as high as \$12 for every \$1 spent.⁴ Significant investments in the health and educational development of Maryland's youngest learners

positively impacts the future workforce and productivity. Business leaders in Maryland also understand the importance of a robust child care system to a thriving economy. Employee absence and turnover due to child care issues for working parents cost Maryland employers \$2.41 billion in 2016, and lowered the state's economic output by \$1.28 billion in one year.⁵ Maryland has backed its belief in ECE with the funding to finance expansions, for example, by increasing spending on prekindergarten by \$94 million dollars from SFY 2019 to SFY 2021, doubling the income eligibility for child care scholarships to 65% of the state median income in SFY 2018, and passing a law to increase child care provider reimbursement rates to the 60th percentile of the cost of child care rates reported in the latest market rate survey by SFY 2021.

Celebrating Diversity and Promoting Equity

Maryland is one of the most racially diverse states in the nation, ranking 6th out of 50 in 2018 in terms of diversity. Less than half (40%) of children under age 5 are White, 30% are Black, 18% are Hispanic, 6% are Asian, and the remainder identify as Native American, mixed race or other.⁶ Maryland's families also vary widely in their ethnicity, home language, socioeconomic background, geographic area, religious affiliation and family composition.⁷ This diversity enriches our state and creates additional opportunities for learning and growing, highlighting the importance of applying an equity lens to all dimensions of our work with children and families.

Maryland is committed to deploying a strengths-based approach with a focus on equity as we strive to ensure access and affordability to high-quality programs for all families and children regardless of their socioeconomic status or geographic location, deepen cultural and linguistic responsiveness within programs, and support an effective and well-compensated early childhood workforce that is representative of the children and families throughout the state.

Foundations for Success: Policies, Parent Choice and Programs in Maryland's Mixed-Delivery System

As a geographically and demographically diverse state, Maryland has developed a robust mixed-delivery system of early childhood programs and services to support families and their young children, empower parental choice and family engagement, and ensure successful transitions throughout the early years and into the early grades. In Maryland, the term mixed-delivery incorporates an array of services and programs that are offered by various agencies that complement and are coordinated with each other to serve children and families holistically. The Maryland State Department of Education (MSDE), Maryland Department of Health (MDH) and Maryland Department of Human Services (MDHS) partner to ensure comprehensive, connected, and high-quality services are available across all the geographic areas of the state.

Support for Early Childhood Professionals and Program Quality

Recognizing that an important aspect of parent choice is having access to high-quality programs and service—and facing a shortage of qualified providers and teachers—Maryland is committed to investing in the ECE professional workforce. A key strategy to improve the quality of ECE teachers and administrators is the Child Care Credentialing Pathway, a voluntary credentialing system with financial rewards intended to support continued professional development related to child development, curriculum, health, safety and nutrition, professionalism, as well as community and special needs. In addition, the state has many accredited colleges and universities, including 15 institutions that offer an Associate's (2-year) degree and 12 that offer a Bachelor's degree. Setting

the bar on professional qualifications, public prekindergarten programs require teachers to have a 4-year degree and Maryland certification in early childhood education; and Head Start and Early Head Start teachers are required to have a CDA credential or an Associate's or Bachelor's degree with a focus on early childhood.⁸ To support the ECE workforce, Maryland continues to increase funding for the Child Care Career and Professional Development (CCPDF) program, providing financial support for educators to obtain an Associate's or Bachelor's degree. Expanding access to professional development opportunities, increasing the alignment between institutes of higher education, enhancing opportunities for professionals to grow using a well-developed career lattice, and improving compensation are important to continuing to strengthen Maryland's ECE system.

To ensure that ECE programs are offering the quality of care and developmental and educational activities that families look for in a program, Maryland recognizes various accrediting agencies, such as the National Association for the Education of Young Children (NAEYC) and the National Association for Family Child Care (NAFCC), and encourages all programs to participate in the statewide Quality Rating Improvement System (QRIS) called Maryland EXCELS. Maryland EXCELS is a voluntary, portfolio-style system that awards ratings from 1 (lowest) to 5 (highest) based on a program's implementation of nationally recognized standards and best practices. The system provides programs with a roadmap that encourages and rewards improvement of services, promotes Maryland's definition of quality, and offers a framework and supports designed to increase the quality of programs. In addition, Maryland's Child Care Resource Centers (CCRCs) provide guidance, leadership and services designed to improve the quality, availability, and affordability of ECE in every community across the state.

Maryland's enduring commitment to parent choice and mixed-delivery options will broaden the opportunities and experiences for children across the state, and ultimately improve school readiness outcomes.

Getting Off to a Good Start: The Need to Improve Kindergarten Readiness for Vulnerable Children

When children experience adversity in their early years, children can fail to thrive. Maryland's vulnerable children are even less likely to show kindergarten readiness. Although 47% of all Maryland children began the 2019-20 school year demonstrating readiness, some groups showed significantly fewer children exhibiting readiness skills than others. For example, only 19% of children with disabilities were ready, compared to 50% of non-disabled peers. Only 18% of Multi-Language Learners were ready, compared to 52% of English fluent peers. Just over one-third (34%) of children from low-income households showed readiness, whereas 50% of other children showed readiness. And, while 60% of white children were ready, only 42% of African American children and 26% of Hispanic children were ready.⁹

A vital element of Maryland's focus on equity seeks to ensure resources are available among those families and communities where they are most needed. Based on feedback from the Needs Assessment, the vulnerable populations for which Maryland will prioritize resources and services include:

- Children from birth-age 3
- Children and families living in or near poverty
- Children from a racially or ethnically diverse family
- Children experiencing homelessness and migrant families
- Children in rural areas
- Children and families with special needs
- Children in foster care or involved in the child welfare system
- Children with incarcerated parents
- Multi-Language Learners, also called multilingual learners
- Children exposed to substance abuse and addiction
- Children of families in the military
- Children exposed to toxic stress, trauma or multiple adverse early childhood experiences

Maryland will ensure that sufficient resources and attention go toward providing these children and families with the services and opportunities they need to thrive.



Maryland's Vision for Young Children and Families

Maryland has a simple vision, a comprehensive mission, and a set of principles that provide 10 pillars for the ECE system. An essential component of the mission is serving children experiencing adversity and otherwise vulnerable children.

Maryland's Vision and Mission

Maryland's vision is that all young children and their families will thrive.

In collaboration with a multitude of stakeholders, the state has developed the following comprehensive mission statement for its ECE system:

Maryland promotes a well-coordinated and integrated system of programs, supports and services where each child has equitable access to high-quality early childhood experiences to develop a healthy body, healthy mind, and the foundational knowledge and skills needed to succeed, and where every family has access to the resources needed to be effective as their child's first and most important teacher and advocate.

This vision and mission responds to what we know about brain development and early learning, creating systems that value all children, and the power of strategic investments. The vision and mission are designed to protect families' right to have options in the environments and services experienced by their young children. With its commitment to equity, *all children* in Maryland means regardless of income, race, home language, zip code, culture or background, and ability level.

Guiding Principles: Maryland's Pillars for ECE System Building

Foundational to Maryland's goals and action plans is a set of principles that state, school, and program leaders hold to be true and universal. Maryland believes that children and families across Maryland thrive when we work across sectors according to these ten principles:

1. Expand on the successes that Maryland has already created with its mixed-delivery system and strong state and local infrastructure that empowers both systemic and community driven strategies.
2. Adopt a child- and family-centered approach to program and service delivery that emphasizes prevention and the importance of starting early, including during the prenatal period.
3. Ensure access to affordable ECE services for all young children throughout the state.
4. Provide high-quality care and education programming for all young children and their families that supports all developmental domains, including foundational skills for demonstrating school readiness and physical, social-emotional, mental, and behavioral health.
5. Prioritize the needs of families experiencing adversity or disadvantage, or who are otherwise vulnerable.
6. Engage communities and families through equitable, culturally and linguistically responsive, and 2-generational approaches grounded in evidence-based models.
7. Invest in systems building coordination and collaboration, leveraging federal, state, and local funding, as well as public-private partnerships.
8. Provide regular and ongoing public forums and feedback loops, transparent communication channels, and consistent messaging.

Executive Summary

9. Maximize data systems capacity and use, including application to policy and program decision-making.
10. Continually evaluate state progress based on metrics and measures of success that reflect stakeholder input and systemic collaboration, and revise as needed.

These principles guide the development of our regulations, systems, investments and actions to benefit all of Maryland's families and communities.

Realizing the Vision: Maryland's Goals, Action Steps and Measures of Progress

Maryland is well positioned to enhance and expand its mixed-delivery system for young children and families over the next 5 years by relying on the science of brain development and program effectiveness, empowering parent choice, and celebrating the rich diversity of Maryland's families.

Maryland Ready: A Path to School Readiness and Success explains how information was gathered from a range of stakeholders and sources to inform Maryland's goals for the next 5 years of serving children in their early years across intersecting areas of the mixed-delivery system.

Six Goals that Will Move Maryland Forward

Maryland's six goals and key strategies are as follows.

1. **Strengthen availability and access** by increasing availability and choice for all families and especially vulnerable families, decreasing barriers, serving more children with special needs in inclusive settings, and improving coordination between ECE and health services.
2. **Improve and support program quality** by increasing quality across sectors, focusing on equity, increasing kindergarten readiness for all children, and improving capacity to meet infants' and children's mental health needs.
3. **Deepen family engagement** by increasing families' awareness of high-quality programs, expanding 2-generational programming, and enhancing families' opportunities to engage.
4. **Ensure successful transition experiences** by strengthening institutional support for transitions, supporting families through transitions, and improving transition-focused professional development opportunities.
5. **Expand and enhance workforce development** by improving professional development opportunities, strengthening equity, coordination and alignment efforts, and improving compensation for ECE professionals.
6. **Improve systems for infrastructure, data and resource management** by improving coordination across agencies, modernizing the data system, using resources in ways that promote equity, and streamlining funding mechanisms.

Our Charge and Call to Action

A broad group of Marylanders came together several times over many months to think deeply about and discuss needs and priority actions to improve the lives of young children and their families. Maryland's Path to School Readiness and Success reflects the collective wisdom of parents, educators, child care providers, health providers, state agencies staff, and community partners. More than ever in the context of a pandemic that is causing suffering to Maryland's families—vulnerable families in particular—the state is eager to get to work to implement the strategies and actions outlined in the plan.

One of the most pressing needs is to continue to modernize and streamline the use of data throughout the implementation process to ensure that decision makers are able to understand how rapidly changing contexts impact families and early childhood professionals, and respond adaptively. It is also critical to consider how to continue to make services accessible and high quality for families of young children including by increasing access to two-generational programs. As Maryland's leaders make difficult funding decisions, this plan emphasizes that prioritizing equity and support for vulnerable children and families will be essential for keeping Maryland on the path to school readiness and success for all children.

In order to achieve the 6 goals outlined in this plan, it is important that all voices and stakeholders remain engaged in helping to move the plan to action. The strong governance structures that Maryland already has in place will keep implementation moving forward regardless of circumstances, and alignment between the statewide and local Early Childhood Advisory Councils will ensure ongoing communication about changes for cohesive implementation of priority strategies. Maryland's mixed-delivery system will grow stronger and be more easily accessible to all of Maryland's diverse families, and more connected across services and programs. With a singular vision and multiple entry points for achieving its goals, Maryland can make things better not just for some of Maryland's children and families, but for all of them.

A renewed commitment to Maryland's vision is now needed from various stakeholders, including policymakers, service providers, educators, health care workers, business leaders, foundations, families and others. Moreover, a commitment to act from people and groups throughout the state, in support of these goals, is a contribution to the renewal and well-being of Maryland's children, families, and communities. All of Maryland's children deserve the best that we can provide so they can thrive, no matter the circumstances.



¹The Annie E. Casey Foundation. (2020). Kids Count Data Center. Based on 2018 data. Retrieved from: <https://datacenter.kidscount.org/data/#USA/1/0/char/0>

²Center on the Developing Child: Harvard University. (2019) *In Brief: The Science of Early Childhood Development*. Retrieved from: <https://developingchild.harvard.edu/resources/inbrief-science-of-ecd/>

³ZERO TO THREE. (2017). *Infant-Toddler Child Care Fact Sheet*. <https://www.zerotothree.org/resources/2012-infant-toddler-child-care-fact-sheet#chapter-1392>

⁴The Center for High Impact Philanthropy, School of Social Policy and Practice, University of Pennsylvania (2020). High Return on Investment (ROI). Retrieved from: <https://www.impact.upenn.edu/our-analysis/opportunities-to-achieve-impact/early-childhood-toolkit/why-invest/what-is-the-return-on-investment/>

⁵Talber, E., Bustamante, A., Thompson, L., & Williams, M. (2018). *Counting Our Losses: The Hidden Cost to Marylanders of an Inadequate Child Care System*. Baltimore, MD: Maryland Family Network. Retrieved from: <http://www.marylandfamilynetwork.org/CountingOurLosses/>

⁶Razynska, K., Basterra, M., Gant, C., Tomlinson, H.B., Mousa, N., Sheldon, S., & Jung, S. (2019). *Together Juntos Needs Assessment: A Systematic Review of Early Childhood Care and Education Needs in Maryland*. Bethesda, MD: Mid-Atlantic Equity Consortium, Inc. Retrieved from: https://earlychildhood.marylandpublicschools.org/system/files/filedepot/24/md_early_childhood_needs_assessment_report_final.pdf

⁷The Annie E. Casey Foundation (2019). *Kids Count Data Center*. Retrieved online at: <https://datacenter.kidscount.org/data/tables/8446-child-population-by-race-and-age-group#ranking/2/any/true/37/68162/17078>

⁸Workman, S.; Palaich, B.; Wool, S.; Mitchell, A. (2016). *A comprehensive analysis of prekindergarten in Maryland*. Denver, CO: APA Consulting with Early Childhood Policy Research.

⁹Ready at Five. (2020). *Readiness Matters: 2019-2020 Kindergarten Readiness Assessment Report*. Baltimore, MD: Maryland State Department of Education. Retrieved online at: <https://www.readyatfive.org/school-readiness-data/readiness-matters-2019/1713-200178-ready-5-book-web/file.html>

The universal needs of young children remain the same regardless of setting, family composition, or racial, cultural or linguistic backgrounds.



Introduction

From the Atlantic Coastline, across the shores of the Chesapeake Bay, to the mountains of Western Maryland, Maryland is home to over 660,000 young children from birth to age 8 and their families.ⁱ Maryland's families and children come from a wide range of racial, cultural, linguistic, socioeconomic, and geographic backgrounds—yet the universal needs of young children remain the same regardless of setting, family composition, or racial, cultural or linguistic backgrounds. Using the opportunity provided by the Preschool Development Grant Birth through Five (PDG B-5) award, Maryland has taken stock of our early childhood care and education (ECE) system and created *Maryland Ready: A Path to School Readiness and Success*, a strategic plan that puts forward our vision, goals, and strategies to improve the state system over the next 5 years. to put forward our vision, goals and strategies to improve the system over the next 5 years. Implementation of this plan will create a systemic foundation that puts a focus on equity, and prioritizes evidence-based models and program effectiveness. It will also allow the state to expand and improve our early childhood workforce, and infuse the system with continuous quality improvement strategies.

Despite careful planning and elements of an ECE system solidly in place, state and local environments can change quickly in the face of catastrophic emergencies such as the COVID-19 pandemic, natural disasters, or dramatic economic downturns. Maryland's strategic plan is intended to be evergreen, adaptable to families' changing needs and priorities in the moment while staying course to its long-term vision. *Maryland Ready: A Path to School Readiness and Success* is a commitment to ensure that young children and families thrive and that flexible decision-making about strategies to meet changing needs and contexts can evolve. Maintaining this focus and dynamic approach gives Maryland the tools necessary to put all of our young children on a path to healthy development, school readiness, and long-term success.

The Science of Brain Development

The science is clear. Children's brains develop at their fastest pace during the early years, when synapses form at a rate of 1 million new neural connections per second.ⁱⁱ This intense period of learning and development means that the youngest brains are highly flexible and responsive to the environment as their fundamental architecture is established. This sensitivity to experiences, environments, and interactions levels off as we age and as the brain starts to prioritize efficiency over expanding connections. Continuing advances in neuroscientific research reinforces what we now know—the early years are the most effective time to influence brain development and put children on a path to healthy development and life-long well-being and achievement.

Based on clear evidence that early supports and intervention lead to the most favorable outcomes for young children—especially children experiencing adversity—Maryland plans to further expand and enhance its service and program infrastructure for children from the prenatal period through age 8.ⁱⁱⁱ By strengthening evidence-based programs for this population, providing resources for new services, and expanding the reach in high-need communities, Maryland aims to improve early care and learning experiences for families and their young children.

The Economic Sense in Investing in Early Childhood

Maryland's leaders agree that investing in ECE makes financial sense. The economic benefits of investing in young children through high-quality ECE programs for all children have been shown to lead to a return on investment to society of approximately \$7 for every \$1 spent; for children experiencing adversity, the return has been shown to be as high as \$12 for every \$1 spent.^{iv} Significant investments in the health and educational development of Maryland's youngest learners

positively impacts the future workforce and productivity. Business leaders in Maryland also understand the importance of a robust child care system to a thriving economy. Employee absence and turnover due to child care issues for working parents cost Maryland employers \$2.41 billion in 2016, and lowered the state's economic output by \$1.28 billion in one year.^v Maryland has backed its belief in ECE with the funding to finance expansions, for example, by increasing spending on prekindergarten by \$94 million dollars from SFY 2019 to SFY 2021, doubling the income eligibility for child care scholarships to 65% of the state median income in SFY 2018, and passing a law to increase child care provider reimbursement rates to the 60th percentile of the cost of child care rates reported in the latest market rate survey by SFY 2021.^{vi}

Celebrating Diversity and Promoting Equity

Maryland is one of the most racially diverse states in the nation, ranking 6th out of 50 in 2018 in terms of diversity.^{vii} Less than half (40%) of children under age 5 are White, 30% are Black, 18% are Hispanic, 6% are Asian, and the remainder identify as Native American, mixed race or other. Maryland's families also vary widely in their ethnicity, home language, socioeconomic background, geographic area, religious affiliation and family composition. This diversity enriches our state and creates additional opportunities for learning and growing, highlighting the importance of applying an equity lens to all dimensions of our work with children and families.

Maryland is committed to deploying a strengths-based approach with a focus on equity as we strive to ensure access and affordability to high-quality programs for all families and children regardless of their socioeconomic status or geographic location, deepen cultural and linguistic responsiveness within programs, and support an effective and well-compensated early childhood workforce that is representative of the children and families throughout the state.

Foundations for Success: Policies, Parent Choice and Programs in Maryland's Mixed-Delivery System

As a geographically and demographically diverse state, Maryland has developed a robust mixed-delivery system of early childhood programs and services to support families and their young children, empower parental choice and family engagement, and ensure successful transitions throughout the early years and into the early grades. In Maryland, the term *mixed-delivery* incorporates an array of services and programs that are offered by various agencies that complement and are coordinated with each other to serve children and families holistically. The Maryland State Department of Education (MSDE), Maryland Department of Health (MDH) and Maryland Department of Human Services (MDHS) partner to ensure comprehensive, connected and high-quality services are available across all the geographic areas of the state.

A Supportive Policy Environment

ECE in Maryland has benefited from longstanding support across both executive and legislative leadership. In 2011, Maryland received one of nine Race to the Top-Early Learning Challenge (RTT-ELC) awards, a 4-year, \$50 million grant designed to support the development of a seamless birth to age 5 reform agenda and ensure the state supported all young children and families to overcome school readiness gaps. Through this grant, Maryland created 24 Local Early Childhood Advisory Councils (LECACs), implemented its tiered Quality Rating Improvement System called Maryland EXCELS, aligned early childhood assessments and standards, and developed a family, school and community engagement framework, among other initiatives.

Maryland's RTT-ELC advances were based on a strong foundation of a mixed-delivery system built over time. In 2000, the Maryland General Assembly, recognizing the effectiveness of offering comprehensive, integrated, full-day and full-year care and education, enacted the legislation and offered the funding to support Judy Center Early Learning Hubs (Judy Centers), a 2-generational model to ensure parents can access programs and services that they and their children need to thrive and succeed. This legislation also supported the development of a network of 24 Family Support Centers throughout the state, which provide free, comprehensive services to parents and their children from birth through age 3. Building on that commitment, the Assembly enacted the Bridge to Excellence in Public Schools Act in 2002 (it was fully phased in by 2008), which required local Boards of Education to provide at least a half-day of prekindergarten to low-income families (up to 185% of the Federal Poverty Level Guideline or FPL). As a result, prekindergarten attendance rose 40% by 2011.

The 2016 Federal Preschool Development Grant provided \$15 million in federal funds for prekindergarten expansion to serve children living at 200 percent of the federal poverty line (FPL) or below, in full-day public schools and community-based child care programs. In 2018, the Prekindergarten Expansion Act provided \$4.3 million to fund state prekindergarten expansion to children meeting the income eligibility criteria of 300 percent of the FPL or below in half- or full-day public schools and community-based child care programs. Most recently, the state-funded Prekindergarten Expansion Grant for FY 2021 expands access to high-quality prekindergarten for 3 and 4 year-olds from families with household incomes up to 300 percent FPL.

The Child Care Scholarship program (formerly the Child Care Subsidy program) is also an important Maryland program that eases financial burdens on families to enable them to enroll their children in child care. In 2018, Governor Larry Hogan called for an increase in child care subsidy provider reimbursement rates from the 9th percentile of the cost of care in Maryland based on the market rate survey to the 20th percentile of the market rate, and supported legislation raising that rate to the 60th percentile by SFY 2022. In 2019, the legislature passed a bill making the 60th percentile the reimbursement rate effective in SFY 2021. In addition, the State Board of Education doubled the annual income eligibility limits for scholarships to families to pay for early care and education programs. This raised the eligibility threshold for a family of 4 from about 29 percent of state median income (\$36,000) to 65% of state median income

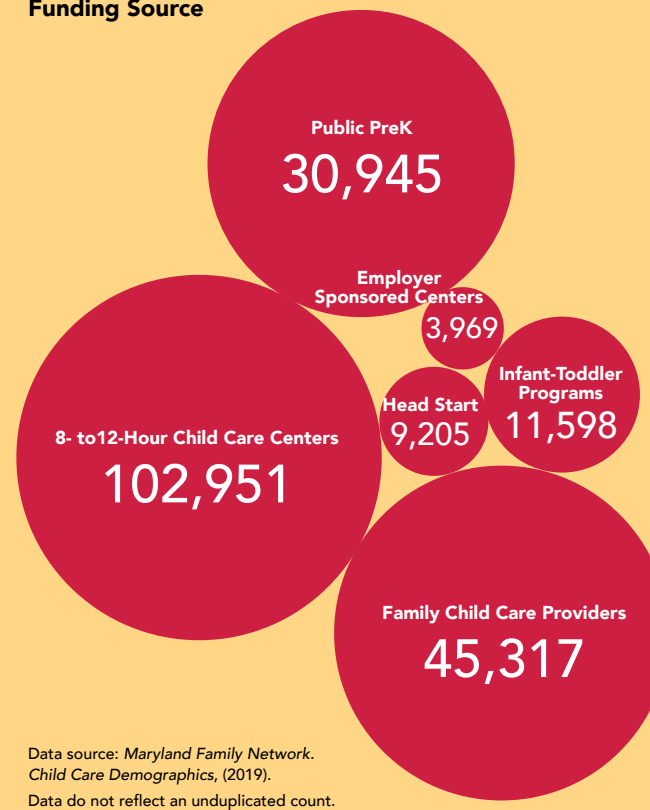
(approximately \$71,500), substantially increasing the number of families able to get financial help to pay for care and education during their children's early years. These policy changes have resulted in a rapid increase in the number of children receiving scholarships – from 13,000 in 2018 to over 20,000 today.

An important aspect of Maryland's ECE system is its strong and coordinated governance structure that connects state and local leadership and stakeholders. Maryland's State Early Childhood Advisory Council (ECAC) includes early childhood educators, policymakers, practitioners and community advocates from across the state. The purpose of the ECAC is to coordinate efforts among ECE programs, conduct needs assessments, and support statewide strategy development for the ECE system. In addition, there are 24 Local Early Childhood Councils (LECACs), which include professionals in the ECE field from each jurisdiction in Maryland. LECACs exist to establish annual benchmarks of school readiness skills of children entering kindergarten; conduct periodic local needs assessments regarding the quality and availability of programs and services; develop action plans for increasing participation of children in existing programs, including outreach to underrepresented and special populations; coordinate initiatives and reforms locally; and report progress or challenges to the statewide ECAC. Local councils meet quarterly, at a minimum, and provide leadership and feedback loops for the system.

A Commitment to Parent Choice and a Mixed-Delivery System

A core value of Maryland's ECE system is to promote family choice in ECE program enrollment options. The state's history of supporting a mixed-delivery system has ensured that families can choose between ECE programs provided by child care centers, family child care homes, Head Start and Early Head Start, or within a public school setting (see Figure 1). A growing number of programs also provide inclusive early intervention services to support children with special needs. Judy Center Early Learning Hubs and Family Support Centers are unique and important components of Maryland's mixed-delivery system as well.

Figure 1. Distribution of Children by ECE Setting Type and Funding Source



- **Child Care Centers** are licensed, out-of-home group settings for care and education services for part or all of any day, at least twice a week. They may be operated by private entities, non-profit organizations, or faith-based organizations, such as churches, synagogues or mosques. Some child care centers cater specifically to infants and toddlers while others serve preschoolers or a mix of ages. As of August 14, 2020, there were 2,675 child care centers licensed by the MSDE Office of Child Care with the capacity to serve 174,918 children, representing 35% of the total providers and 82% of the total state capacity.
- **Family Child Care Homes** are also licensed through the MSDE Office of Child Care and may provide care to up to 8 children, with large family child care homes caring for up to 12 children. In these settings, providers take care of 1 or more children who are not related to them in their own home. As of August 2020, there were 5,022 family child care homes with a total capacity of 39,036 children. Of this total capacity, 10,901 slots (28%) were reserved for children under the age of two years old, which accounts for 41% of the state's total capacity for this age group.

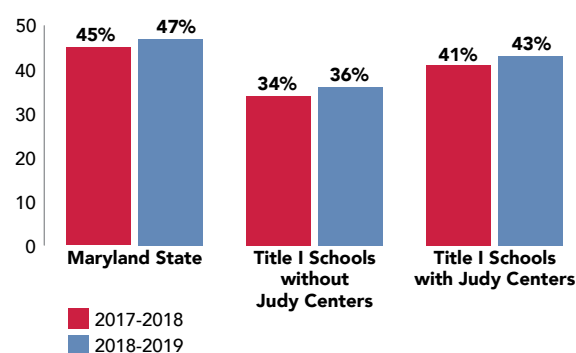
- **Head Start and Early Head Start** are federal programs that promote school readiness for children from prenatal to age 4 in low-income families, enhancing their cognitive, social, and emotional development. By July 2018, there were 54 Head Start Programs in Maryland, including 19 Head Start programs and 35 Early Head Start Programs, which serve children from 6 weeks to age 3. Altogether, these programs enrolled 8,574 children in Head Start and 2,428 children in Early Head Start. The program also serves 183 pregnant women through Early Head Start (Maryland Head Start Association, 2018).
- **Public Prekindergarten Programs** are primarily provided to 4 year-olds and some 3 year-olds. Programs are developed and administered through local jurisdictions, which create their own policies and procedures in accordance with state guidelines. All jurisdictions are required by law to provide free, voluntary, half-day prekindergarten to 4 year-olds who are economically disadvantaged, with 4 jurisdictions—Baltimore City, Somerset, Garrett, and Kent Counties—offering full-day public prekindergarten to all 4-year-olds. To be eligible for half-day prekindergarten, a student must be 4 years old and from low income families, receiving public assistance, homeless, or receiving special needs services. If vacancies remain after a program serves all children who are economically disadvantaged, the program may then enroll 4 year-old children who do not meet the income requirements but who represent a student population that exhibits a lack of readiness in foundational skills, knowledge and behaviors (Maryland State Department of Education, 2019). Public prekindergarten programs may operate in a school or child care setting. In addition, local school systems and community based providers may apply for the competitive Prekindergarten Expansion Grants. Child care programs and school-based programs funded through these grants must be rated at the highest level of Maryland EXCELS. In FY 2019, the state began funding each local school system an additional amount based on the number of 4-year-olds served in full-day prekindergarten the previous year. In the 2019-20 school year, 32,062 children were enrolled in public prekindergarten.
- **Individuals with Disabilities Education Act (IDEA) Services.** Approximately 10,370 children, birth through age 4 with developmental delays or disabilities receive early intervention in their homes or in early childhood settings under the Maryland Infants and Toddlers Program (MITP). MITP is an interagency program that provides a coordinated, comprehensive system of family-centered services for young children through the Individuals with Disabilities Education



Act (IDEA) Part C. Maryland also provides special education and related services to approximately 12,300 children ages 3 to 5 who are eligible for services under IDEA Part B, Section 619. These students receive a full continuum of services through an Individualized Education Program (IEP).

- Judy Center Early Learning Hubs.** Judith P. Hoyer Early Child Care and Family Education Centers (known as “Judy Centers”) provide services to children from birth through kindergarten in specific Title I (high-poverty) school districts across the State. Judy Centers, unique to Maryland, promote school readiness through collaboration with community-based agencies, non-profit organizations, and businesses that provide social services, healthcare, Healthy Families programs, Family Support Centers, adult education, parenting education classes, family literacy, and public library programs. In 2018 there were 54 Judy Centers across Maryland, serving over 15,400 diverse children either through public school or a community program (see Figure 2). The number of Judy Centers statewide increased in 2020 to 60. Approximately 77% of children in Judy Centers receive special services, which include special education services, language support for Multi-Language Learners, or free and reduced lunch.

Figure 2. School Readiness Impact of Judy Centers



Data Source: Maryland State Department of Education. *The Judith P. Hoyer Early Care and Education Enhancement Program Report*, (2019).

- Family Support Centers.** Maryland has 26 Family Support Centers (FSCs) across 14 jurisdictions: Baltimore City, Baltimore County, and Caroline, Carroll, Cecil, Dorchester, Fredrick, Kent, Montgomery, Prince George’s, Queen Anne’s, Talbot, Washington, and Wicomico Counties. FSCs offer free educational and health-related services to parents and their children ages birth through age 3. These two-generation programs offer a range of services, including quality infant/toddler care and assessments, parent education, adult education, family literacy and job readiness training programs, health education, referrals for services, home visits for some services, and peer support. The networks also coordinate services between agencies. FSCs serve approximately 2,000 households per year and 2,200 children. In 2020, six additional FSC will be added.
- Home Visiting Programs.** Maryland offers several avenues for families to experience home visits. These programs are voluntary and take place in families’ homes. They help families strengthen attachment, provide optimal development for their children, promote health and safety, and reduce the risk for child maltreatment. Established by the Affordable Care Act in 2010, and administered through the MDH Maternal and Child Health Bureau, the federally funded Maternal, Infant and Early Childhood Home Visiting (MIECHV) program provides individualized and culturally competent services for at-risk expectant parents, young children and their families. MIECHV models in Maryland include Nurse-Family Partnership, Healthy Families America, Parents as Teachers, and Home Instruction for Parents of Preschool Youngsters (HIPPIY). Additional home visiting models used across programs in Maryland, such as MITP, include Early Head Start, Family Connects, and Attachment Bio-Behavioral Catch-Up. Statewide, there are approximately 66 home visiting programs serving 4,108 families.^{viii}

Despite Maryland’s commitment to a mixed-delivery system and the range of care and education settings available to families outlined above, across setting types there are only enough slots available to serve 46% of the population of children from birth to age 5. While not all families seek out-of-home ECE programs

and services for their young children before kindergarten entry, there is room to grow in increasing the availability of slots, the affordability and accessibility of programs, and the quality of programming and services so that every family who seeks an ECE program or service can readily find, afford, and access a high-quality program or service.

Support for Early Childhood Professionals and Program Quality

Recognizing that an important aspect of parent choice is having access to high-quality programs and service—and facing a shortage of qualified providers and teachers—Maryland is committed to investing in the ECE professional workforce. A key strategy to improve the quality of ECE teachers and administrators is the Child Care Credentialing Pathway, a voluntary credentialing system with financial rewards intended to support continued professional development related to child development, curriculum, health, safety and nutrition, professionalism, as well as community and special needs. In addition, the state has many accredited colleges and universities, including 15 institutions that offer an Associate’s (2-year) degree and 12 that offer a Bachelor’s degree. Setting the bar on professional qualifications, public prekindergarten programs require teachers to have a 4-year degree and Maryland certification in early childhood education; and Head Start and Early Head Start teachers are required to have a CDA credential or an Associate’s or Bachelor’s degree with a focus on early childhood. To support the ECE workforce, Maryland continues to increase funding for the Child Care Career and Professional Development (CCCPDF) program, providing financial support for educators to obtain an Associate’s or Bachelor’s degree. Expanding access to professional development opportunities, increasing the alignment between institutes of higher education, enhancing opportunities for professionals to grow using a well-developed career lattice, and improving compensation are important to Maryland’s ECE system.

To ensure that ECE programs are offering the quality of care and developmental and educational activities that families look for in a program, Maryland recognizes various accrediting agencies, such as the National Association for the Education of Young Children (NAEYC) and the National Association for Family Child Care (NAFCC), and encourages all programs to participate in the statewide Quality Rating Improvement System (QRIS) called Maryland EXCELS. Maryland EXCELS is a voluntary, portfolio-

style system that awards ratings from 1 (lowest) to 5 (highest) based on a program’s implementation of nationally recognized standards and best practices. The system provides programs with a roadmap that encourages and rewards improvement of services, promotes Maryland’s definition of quality, and offers a framework and supports designed to increase the quality of programs.^{ix} In addition, Maryland’s Child Care Resource Centers (CCRCs) provide guidance, leadership and services designed to improve the quality, availability, and affordability of ECE in every community across the state.

Maryland’s enduring commitment to parent choice and mixed-delivery options broaden the opportunities and experiences for children across the state, and ultimately improve school readiness outcomes.

Overview of Maryland Ready: A Path to School Readiness and Success

Maryland is well positioned to enhance and expand its mixed-delivery system for young children and families over the next 5 years by relying on the science of brain development and program effectiveness, empowering parent choice, and celebrating the rich diversity of Maryland’s families.

Maryland Ready: A Path to School Readiness and Success presents Maryland’s vision, mission and principles for serving children and families in the prenatal to age 8 years. It then outlines Maryland’s six goals for early childhood over the next 5 years:

1. Strengthen availability and access
2. Improve and support program quality
3. Deepen family engagement
4. Ensure successful transition experiences
5. Expand and enhance workforce development
6. Improve systems for infrastructure, data and resource management

This document explains how information was gathered from a range of stakeholders and sources to inform the strategic plan. It then presents Maryland’s vision, mission and principles guiding the state ECE system; and lays out details about Maryland’s six goals and accompanying strategies, action steps, and measurable indicators of progress that will be used to ensure accountability and continuous improvement.

Listening to Voices from the Field

The Needs Assessment that shaped this strategic plan was developed after listening to voices from the field. This section outlines how the Needs Assessment was developed, how it informs this strategic plan, and how equity—seeking input from and serving the most vulnerable families—was central to both the Needs Assessment and strategic plan development processes.

Conducting the Needs Assessment and Developing the Strategic Plan

To inform the development of *Maryland Ready: A Path to School Readiness and Success*, Maryland conducted a comprehensive Needs Assessment across every region of the state which gathered input across a wide range of stakeholders about the strengths of Maryland's ECE system and its opportunities for improvement. In 2019, MSDE received an initial PDG B-5 award to support continued enhancement of the state's mixed-delivery system. That initial grant provided Maryland the opportunity to analyze its ECE landscape and plan for improvements.

The results of that analysis, called the *Together Juntos Needs Assessment: A Systematic Review of Early Childhood Care and Education Needs in Maryland*,* conducted by the Mid-Atlantic Equity Consortium (MAEC) in collaboration with MSDE, MDH and MDHS, indicated strengths and opportunities for improvement across Maryland's ECE system. *Maryland Ready: A Path to School Readiness and Success* is based on information learned from the Needs Assessment and additional input from families, practitioners, and other stakeholders.

Valuing the Whole Child and the Perspectives of All Stakeholders

Input was gathered from well over 2,000 individual stakeholders across the state during the development of the Needs Assessment and strategic plan. Stakeholders included parents and families; leaders and staff across family child care providers and centers, public schools, Head Start programs, Judy Centers, and Family Support Centers; as well as representatives of libraries, health care providers, and a wide range of community programs (Appendix A).

The result of this widely inclusive and iterative process that occurred over many months is a strong strategic plan that reflects the perspectives and priorities of the many stakeholders impacting the well-being and achievement of young children across Maryland. By building the plan according to the real and

current needs of families, children, leaders, practitioners and educators, and by measuring results to ensure transparency and accountability, Maryland is transforming its ECE system into a world-class, dynamic infrastructure that allows every young child in Maryland to thrive.

Gathering Information and Ideas from Multiple Sources

The Needs Assessment included input from families, child care providers, child and family advocates, and school and community partners from each of Maryland's 24 jurisdictions (see attached infographic). There were four methods of data collection:

- **Document Review.** This review systematically examined and consolidated documents including previous needs assessments, strategic plans, academic studies, policy reports, evaluations and progress reports related to different components of the ECE system conducted in the last 15 years. Over 100 documents (107) were identified and reviewed as a part of the document review.
- **Town Hall Meetings.** There were 18 Town Hall meetings conducted across nine sites in Maryland. For each site, a Town Hall meeting was held in the morning and evening to provide as much access as possible. A total of 686 people attended Town Hall meetings.
- **Stakeholder Survey.** Surveys were administered to parents and caregivers, providers, and community partners during Town Hall meetings, and to the wider ECE community through listservs, other stakeholder meetings and word of mouth. The survey assessed constituents' experiences and perceptions of ECE programs in Maryland. In total, there were 1,281 valid responses to the survey. The survey was translated into the four most commonly spoken languages in Maryland, including Spanish.
- **Focus Group Discussions.** 17 regional focus groups were conducted with key stakeholder groups including parents and caregivers, providers, and community partners. 3 groups were conducted in Spanish. In total, 179 stakeholders participated in groups held in 4 regions of Maryland (Western Maryland, Eastern Shore, Baltimore City and Southern Maryland).

This strategic plan was also developed in collaboration with representatives from state partnering agencies, as well as individual stakeholders from across the state. Through 7 strategic planning Community Roundtable events with dozens of participants at each event, the process further solicited and incorporated input from a broad range of stakeholders. Written feedback through an online platform was also folded into the development of the this plan. Community Roundtables were held in 5 jurisdictions across the state to be accessible to

rural, suburban and urban stakeholders. Weekday, weekend and evening events were offered in order to reach a range of stakeholders, including direct service providers and working parents.

Getting Off to a Good Start: The Need to Improve Kindergarten Readiness for Vulnerable Children

When children experience adversity in their early years, they can fail to thrive. Maryland's vulnerable children are even less likely to show kindergarten readiness. Although 47% of all Maryland children began the 2019-20 school year demonstrating readiness, some groups showed significantly fewer children exhibiting readiness skills than others. For example, only 19% of children with disabilities were ready, compared to 50% of non-disabled peers. Only 18% of Multi-Language Learners were ready, compared to 52% of English fluent peers. Just over one-third (34%) of children from low-income households showed readiness, whereas 50% of other children showed readiness. And, while 60% of white children were ready, only 42% of African American children and 26% of Hispanic children were ready.^{xi}

A vital element of Maryland's focus on equity seeks to ensure resources are available among those families and communities where they are most needed. Based on feedback from the Needs Assessment, the vulnerable populations for which Maryland will prioritize resources and services include:

- Children from birth-age 3
- Children and families living in or near poverty
- Children from a racially or ethnically diverse family
- Children experiencing homelessness and migrant families
- Children in rural areas
- Children and families with special needs
- Children in foster care or involved in the child welfare system
- Children with incarcerated parents
- Multi-Language Learners, also called multilingual learners
- Children exposed to substance abuse and addiction
- Children of families in the military
- Children exposed to toxic stress, trauma or multiple adverse early childhood experiences

Maryland will ensure that sufficient resources and attention go toward providing these children and families with the services and opportunities they need to thrive.

Alignment between the Needs Assessment and the Strategic Plan

The Needs Assessment presented findings according to 7 domains, while this strategic plan is organized around 6 goals. The domains and goals overlap, and the differences are the result of consensus around areas of priority. The domains framing the Needs Assessment included:

1. Availability and access
2. Quality
3. Transitions
4. Infrastructure and coordination
5. Parent needs and family engagement
6. Data system needs
7. Costs and funding

The key findings that emerged for each domain shaped the 6 goals agreed upon by stakeholders, which are presented in the next section.

Charting Maryland's Path Forward

Maryland's Vision for Young Children and Families

Maryland has a simple vision, a comprehensive mission, and a set of principles that provide 10 pillars for the ECE system. An essential component of the mission is serving children experiencing adversity and otherwise vulnerable children.

Maryland's Vision and Mission

Maryland's vision is that all young children and their families will thrive.

In collaboration with a multitude of stakeholders, MSDE developed the following comprehensive mission statement for its ECE system:

Maryland promotes a well-coordinated and integrated system of programs, supports and services where each child has equitable access to high-quality early childhood experiences to develop a healthy body, healthy mind, and the foundational knowledge and skills needed to succeed, and where every family has access to the resources needed to be effective as their child's first and most important teacher and advocate.

This vision and mission responds to what we know about brain development and early learning, creating systems that value all children, and the power of strategic investments. The vision and mission are designed to protect families' right to have options in the environments and services experienced by their young children. With its commitment to equity, *all children* in Maryland means regardless of income, race, home language, zip code, culture or background, and ability level.

Maryland's process for conducting the needs assessment and developing a strategic plan



Document Review

107 documents were identified and reviewed as part of the systematic document review.



Survey

A survey was administered to parents, caregivers, providers, and community partners. In total there were **1,281** valid responses to the survey.



Town Hall

18 meetings were conducted across nine sites in Maryland making for a total of **686** people who attended.



Focus Groups

17 regional focus groups were conducted with key stakeholders, including parents and caregivers, providers, and community partners; three groups were conducted in Spanish. In total, **179** stakeholders participated in groups held in four regions of Maryland.

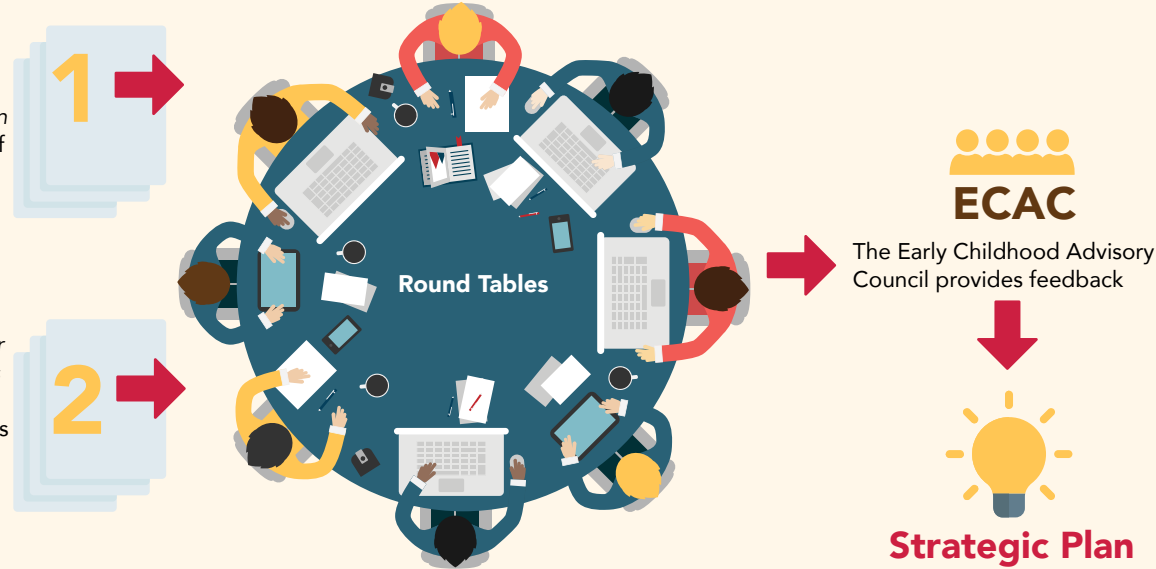
Needs Assessment Reports

Together Juntos Report

The first report, *Together Juntos Needs Assessment: Early Care and Education in Maryland*, is a discussion of the overall findings of the needs assessment.

Voices from the Field

The second report, *Voices from the Field: Stakeholder Perspectives on Maryland's Early Childhood Care and Education System*, provides an in-depth summary of the Town Hall meeting feedback.



Guiding Principles: Maryland's Pillars for ECE System Building

Foundational to Maryland's goals and action plans is a set of principles that state, school, and program leaders hold to be true and universal. Maryland believes that children and families across Maryland thrive when we work across sectors according to these ten principles:

1. Expand on the successes that Maryland has already created with its mixed-delivery system and strong state and local infrastructure that empowers both systemic and community driven strategies.
2. Adopt a child- and family-centered approach to program and service delivery that emphasizes prevention and the importance of starting early, including during the prenatal period.
3. Ensure access to affordable ECE services for all young children throughout the state.
4. Provide high-quality care and education programming for all young children and their families that supports all developmental domains, and foundational skills for demonstrating school readiness, including physical, social-emotional, mental, and behavioral health.
5. Prioritize the needs of families experiencing adversity or disadvantage, or who are otherwise vulnerable.



6. Engage communities and families through equitable, culturally and linguistically responsive, and 2-generational approaches grounded in evidence-based models.
7. Invest in systems building coordination and collaboration, leveraging federal, state, and local funding, as well as public-private partnerships.
8. Provide regular and ongoing public forums and feedback loops, transparent communication channels, and consistent messaging.
9. Maximize data systems capacity and use, including application to policy and program decision-making.
10. Continually evaluate state progress based on metrics and measures of success that reflect stakeholder input and systemic collaboration, and revise as needed.

These principles guide the development of our regulations, systems, investments and actions to benefit all of Maryland's families and communities.

Realizing the Vision: Maryland's Goals, Action Steps and Measures of Progress

The following section presents Maryland's goals for the next 5 years of serving children in their early years across intersecting areas of the mixed-delivery system. A key starting point for putting strategies to work is enhancing families' access to services. Yet not all programs and services are equal. It is clear that the quality of programs is essential to outcomes, and Maryland aims to raise the quality of services—and awareness of the importance of quality—across program types and geographic areas. The need to address equity and implicit bias across agencies to improve access, quality, family engagement, governance, and the workforce is also critical to carrying out Maryland's vision. Closing achievement and school readiness gaps so that children can transition smoothly into kindergarten and get off to a fair and strong start remains central to our work. Improving systemic issues related to coordination, infrastructure, data systems and funding mechanisms will elevate the positive outcomes for young children of diverse backgrounds throughout Maryland.

Overview of Six Goals that Will Move Maryland Forward

Maryland's six goals and key strategies are as follows:

1. Strengthen availability and access by increasing availability and choice for all families and especially vulnerable families, decreasing barriers, serving more children with special needs in inclusive settings, and improving coordination between ECE and health services.
2. Improve and support program quality by increasing quality across sectors, focusing on equity, increasing kindergarten readiness for all children, and improving capacity to meet infants' and children's mental health needs.
3. Deepen family engagement by increasing families' awareness of high-quality programs, expanding 2-generational programming, and enhancing families' opportunities to engage.
4. Ensure successful transition experiences by strengthening institutional support for transitions, supporting families through transitions, and improving transition-focused professional development opportunities.
5. Expand and enhance workforce development by improving professional development opportunities, strengthening equity, coordination and alignment efforts, and improving compensation for ECE professionals.
6. Improve systems for infrastructure, data and resource management by improving coordination across agencies, modernizing the data system, using resources in ways that promote equity, and streamlining funding mechanisms.

The following section provides details on the key strategies and strategic actions that will move the system forward for expecting parents and children from birth to age 8 by 2025.

Goals, Strategies, Action Steps and Indicators

This section presents Maryland's 6 goals for its ECE system through 2025, and lays out the strategies and action plans to accomplish those goals. Each strategy is followed by a table displaying measurable indicators of progress and data sources.

GOAL

1



Strengthen Availability and Access

While Maryland has a rich mixed-delivery infrastructure of privately and publicly funded ECE services and has already increased access to child care and prekindergarten for some families, the Needs Assessment also revealed opportunities for improvement. About 51% of Marylanders live in a child care deserts,^{xii} most of them in rural areas, meaning that they lack opportunities to develop the social, emotional and cognitive skills they need to thrive. Half of Maryland's 3 and 4 year-olds (75,000 children) are not enrolled in an ECE program^{xiii}—and too many of them are in families experiencing adversity. The Needs Assessment revealed the following areas for improvement:

- Costs are a barrier to accessing care and education for low- and middle-income families.
- There is a shortage of programs and services available for children from birth to age 3, especially in rural areas.
- The number of family child care providers is declining.
- Families often do not know about available services and programs.
- There are administrative hurdles that make it difficult for families to access services and enroll in programs.

GOAL 1 STRATEGY 1

Increasing Availability and Choice

Increase parent choice and build access across all setting types within Maryland's mixed-delivery ECE system.

Action Steps

- Increase the number of slots in prenatal programs for expectant parents.
- Increase the number of slots in ECE programs for children from birth through age 2.
- Increase the number of slots in ECE programs for children ages 3 to 5 across Maryland's mixed-delivery system, including in family child care programs.
- Increase enrollment in public prekindergarten, particularly for 3 and 4 year-olds from low-income families.
- Provide programs and services with support for Multi-Language Learners.
- Increase the number of slots in home visiting programs, including in rural areas.
- Expand the number of slots in Judy Center Early Learning Hubs and Family Support Centers.

Measurable Indicators

Indicators for Goal 1 Strategy 1

Increased percentage of slots available in prenatal parenting and health programs.

Increased percentage of parents served by prenatal programs overall and disaggregated across jurisdiction.

Increased number of ECE programs licensed or approved to serve infants and toddlers (Birth-2 years).

Increased percentage of children in ECE and family child care centers.

Increased number of available Pre-K programs.

Increased percentage of low-income 3 and 4 year-old children enrolled in Pre-K programs.

Increased percentage of all 3 and 4 year old children enrolled in Pre-K programs.

Increased percentage of MSDE-sponsored professional development training sessions provided to ECE teachers and administrators about culturally responsive teaching and learning.

80% of educators attending MSDE-sponsored trainings on culturally responsive teaching and learning reported learning new information.

80% of educators attending MSDE-sponsored trainings on culturally responsive teaching and learning reported the experience as satisfactory.

Increased number of translators and/or interpreters available across the state.

Increased percentage of multilingual learners participating in ECE programs.

80% of multilingual learners reported satisfactory program supports and services.

Increased the percentage of families served by home visiting services.

Increased percentage of home visit activity across locales (e.g., urban, suburban, rural).

Increased the percentage of programs conducting home visits.

Increased number of Judy Center Early Learning Hubs.

Increased number of Family Support Centers.

80% of families using Judy Centers and Family Support Centers reported being satisfied with the center.

GOAL 1 STRATEGY 2

Decreasing Barriers

Decrease barriers to accessing ECE programs for all families, especially those experiencing adversity.

Action Steps

- Reduce families' ECE-related costs by increasing the eligibility threshold for child care scholarships, supporting tax credits, and implementing other financial supports for low- and middle-income families.
- Increase public awareness of available services and eligibility requirements by conducting a communications campaign and implementing parent navigator programs statewide.
- Ensure access to transportation to ECE programs in partnership with the Maryland Department of Transportation.
- Expand access to services and enrollment in programs by reducing administrative hurdles for families.

Measurable Indicators

Indicators for Goal 1 Strategy 2

Increased percentage of eligible families who benefit from child care scholarships, Maryland state tax credits, and other financial supports for ECE.

Reduced eligibility threshold for families to qualify for child care scholarships, tax credits, and financial supports.

Communications campaign conducted through MSDE program offices, local media, and ECE infrastructure.

Established a parent navigator program in each jurisdiction.

Increased percentage of rural families reporting the transportation infrastructure improved ECE access.

Increased percentage of affordable ECE programs in rural areas.

Increased percentage of families eligible for free or subsidized public transportation.

Increased percentage of families reporting satisfaction with the public transportation options connecting them to ECE programming.

Increased percentage of families using MSDE support services.

80% of families reporting satisfaction in accessing state services.

GOAL 1 STRATEGY 3

Serving More Children with Special Needs in Inclusive Settings

Increase the number of children with special needs served in high-quality, inclusive ECE programs and settings.

Action Steps

- a. Increase access to programs leading professionals to become certified inclusion specialists in ECE programs.
- b. Improve systems coordination so that increased numbers of children with special needs are connected with and enrolled in available programs and services.
- c. Ensure all programs and services are supported in meeting screening, referral, and access needs for children with special needs.

Measurable Indicators

Indicators for Goal 1 Strategy 3

Increased percentage of ECE programs with trained and certified inclusion specialists.

Increased percentage of children with special needs enrolled in programs or getting services.

80% of program coordinators and administrators reported improved ability to work with other groups or agencies.

Decreased time between referrals and services received for families with children who have special needs.

Increased percentage of children with special needs accessing programs or supports based on ECE referrals.

Increased percentage of program and service staff who can serve children with special needs.

Provided at least one training per jurisdiction to existing ECE teachers about inclusion and working with children who have special needs.

GOAL 1 STRATEGY 4

Improving Coordination between ECE and Health Services

Expand families' awareness of and access to ECE and health services through stronger coordination and communications.

Action Steps

- a. Partner with healthcare providers to provide information to families on local ECE programs, including by MSDE provided families with hospital kits with early childhood materials and developmental milestone calendars.

- b. Convene a task force to identify strategies and integrate Medicaid, public health programs, including home visiting, and ECE programs.
- c. Expand access to prenatal services and medical homes for young children.
- d. Increase access to therapeutic nurseries and programs for medically fragile children.
- e. Expand program use of healthy food and nutritional support programs.

Measurable Indicators

Indicators for Goal 1 Strategy 4

Increased number of hospital kits that include ECE program and developmental milestone information distributed annually.

Increased percentage of families who report receiving a hospital kits and understanding child development milestones.

80% of families reporting access to information from local governance, agencies and providers about prenatal services.

Increased number of families using prenatal services.

Increased number of families using medical homes for young children.

Increased number of therapeutic nurseries across Maryland regions.

Increased percentage of medically fragile children served by therapeutic nurseries and programs.

Increased number of programs participating in Child and Adult Care Food Program (CACFP).

Asset mapping of community partners distributing food to homeless and/or hungry families.

Increased percentage of homeless and/or hungry families using healthy food and nutritional support programs.

Desired Outcomes

Taken together, the 4 strategies described above to improve availability and access for families are expected to lead to these outcomes:

- 1. Increased percentage of families reported having at least 2 affordable ECE provider options from which to choose, including for each group of families identified as vulnerable or experiencing adversity.
- 2. Increased percentage of families experiencing adversity that needed support reported having access to affordable, high-quality health services options, including for medical, dental and mental health care.

Improve and Support Program Quality

Maryland has an advanced quality improvement system and strong licensing requirements, as well as effective models for comprehensive service provision that make a positive impact on children's readiness for kindergarten. Moreover, stakeholders are generally satisfied with the ECE facilities across the state. However, there are areas to grow when it comes to program quality:

- Providers find participation in Maryland EXCELS to be challenging, and many programs struggle to move beyond the lowest levels of quality ratings.
- Families lack awareness about Maryland's quality-rating system.
- Maryland could better streamline quality-improvement initiatives.

Measurable Indicators

Indicators for Goal 2 Strategy 1

Increased percentage of ECE programs participating in Maryland EXCELS.

Increased percentage of Maryland EXCELS rated programs at level 3 or higher.

Increased number of Quality Assurance Specialists.

Implementation of an information campaign to increase awareness of Maryland EXCELS.

Increased number of visits and searches on the Maryland EXCELS website.

Increased percentage of families reporting that Maryland EXCELS was a resource they used to help decide on child care.

Increased percentage of families reporting that program accreditation, professional credentialing, and other quality assurance initiatives influenced their decision about using child care.

GOAL 2 STRATEGY 1

Increasing Quality across Sectors

Increase the quality of ECE programs and services across sectors including education, health, and social services.

Action Steps

- a. Increase provider participation in quality-improvement initiatives and apply information gathered to inform program-improvement strategies.
- b. Increase the number of MSDE Quality Assurance Specialists (QAS) to provide technical assistance to service providers, program directors, school administrators, healthcare workers and other relevant professionals serving children and families.
- c. Expand public and family awareness of Maryland EXCELS, program accreditation, professional credentialing, and other quality assurance initiatives.

GOAL 2 STRATEGY 2

Focusing on Equity

Enhance the statewide focus on equity and ECE.

Action Steps

- a. Launch a messaging campaign to support a strategic, statewide focus on equity.
- b. Strengthen equity-focused collaboration across state and local agencies.
- c. Continue to provide equity training for state-level staff across agencies.
- d. Ensure that grants supporting children and families address equity.
- e. Disaggregate state and local jurisdiction data to identify and address equity and diversity trends across programs and services.
- f. Examine quality across geographic settings and program types to understand whether families have equitable access to high-quality programs.

GOAL 2

Measurable Indicators

Indicators for Goal 2 Strategy 2

80% of providers reported having increased knowledge and skills to support families experiencing adversity.

Increased percentage of providers with policies in place that explicitly mention practices to ensure equity among their families.

Increased number of MSDE professional development trainings focused on ways to ensure or improve equity.

80% of state and local agencies serving families experiencing adversity reporting improvements in their ability to collaborate with one another.

Increased number of equity trainings for state-level staff across state departments and local agencies.

Increased statewide reporting examining equity and diversity trends across ECE programs and services using disaggregated data.

100% of local jurisdictions reporting disaggregated data to assess equity and diversity trends across their ECE programs and services.

Increased number and diversity of ECE programs with Maryland EXCELS ratings of 3, 4 and 5.

80% of families reporting satisfaction with the quality of the ECE program in which they are enrolled or using.

GOAL 2 STRATEGY 3

Increasing Kindergarten Readiness for All Children

Increasing kindergarten readiness, especially among vulnerable children and children experiencing adversity.

Action Steps

- Expand and improve the application and alignment of standards, curricula, assessment, instruction, and coaching across the birth to age 8 range.
- Develop and implement curricula for 3 year-olds and birth to age 3 that align with curricula for 4 year-olds.
- Ensure that programs and classrooms use a census approach to assessment data collection and that all children enrolled in ECE and kindergarten programs benefit from the use of the Early Learning Assessment and Kindergarten Readiness Assessment to experience individualized instruction.
- Enhance supports for Multi-Language Learners, including by developing and piloting an early identification Multi-Language Learners assessment tool and providing training on strategies to teach and assess Multi-Language Learners.

Measurable Indicators

Indicators for Goal 2 Strategy 3

Curriculum for 3 year-olds developed and piloted by 2022.

Curriculum for 4 year-olds aligned with curriculum for 3 year old children.

Increased percentage of children participating in ELA and KRA assessments.

Increased percentage of professionals taking part in WIDA Early Years online and on-site trainings.

Increased use of multilingual early identification assessment tool by child care and Pre-K programs.

Increased number of trainings MSDE provided on administering the early identification assessment of Multi-Language Learners.

Increased percentage of all children are ready for kindergarten.

Increased percentage of vulnerable children who are ready for kindergarten, including multilingual children and children with special needs.

GOAL 2 STRATEGY 4

Enhancing Capacity to Meet Infants' and Children's Mental Health Needs

Enhancing ECE program capacity to meet infants' and children's mental health needs.

Action Steps

- Develop a statewide Infants and Early Childhood Mental Health (IECMH) Framework that provides definitions, state goals and a guide to local resources and providing feedback loops to allow for ongoing feedback about resources and services.
- Increase the number of licensed early childhood mental health consultants statewide.
- Expand use of the Pyramid Model for Promoting Social Emotional Competence in Infants and Young Children to improve providers' skills with infants and toddlers.
- Strengthen the IECMH professional development system and provider engagement with supports and resources.
- Embed IECMH goals and measures within Maryland EXCELS standards and practices.



Measurable Indicators

Indicators for Goal 2 Strategy 4

Created a statewide IECMH framework to guide resource provisions and feedback to providers.

Increased number of licensed early childhood mental health consultants statewide.

Increased number of provider trainings based on the Pyramid Model.

80% of IECMH professional development training attendees reporting access to support and additional resources.

IECMH goals and measures embedded into Maryland EXCELS assessment.

Desired Outcomes

The 4 strategies to improve program quality are expected to lead to these outcomes:

- Increased percentage of families reporting their child care program is high quality.
- Increased percentage of providers earning at least a level 3 rating of quality in Maryland EXCELS.
- In each jurisdiction, increased percentage of children deemed ready for kindergarten.
- Reduced kindergarten readiness gaps between vulnerable children/children experiencing adversity and other children.
- Reduced amount of time between referral to mental health services and receipt of needed services.
- Reduced percentage of students suspended or expelled from kindergarten, including for families experiencing adversity.

Deepen Family Engagement

Maryland has a strong family engagement framework to encourage families, schools and communities to work together to support children's growth and learning. An important part of this framework and Maryland's programs are 2-generational programs that serve children and family members together. Areas for growth include the following:

- Families struggle to navigate the ECE system because parents often do not know about programs and services available to them, and costs to participate remain problematic.
- Families are not aware of program quality-ratings systems and do not usually make enrollment decisions based on program quality; many families rely on unregulated care.
- Barriers to program participation disproportionately impact low-income families, families of children with special needs, families in crisis, rural families, immigrants and Dual Language Learner families.

GOAL 3 STRATEGY 1

Increasing Families' Awareness of High-Quality Programs

Increase families' awareness of available programs and services and the importance of quality.

Action Steps

- Conduct a communications campaign to ensure families know about local ECE, 2-generational and family support programs and services.
- Conduct a communications campaign for families about the importance of ECE program quality and how to recognize high-quality ECE programs.
- Produce materials, information and announcements, in multiple languages, on how to promote healthy child development through play and learning at home.
- Strengthen capacity among staff at MSDE Regional Child Care Offices, Family Support Centers, Judy Center Early Learning Hubs, and other agencies serving families and children to be family oriented and designed to connect families with comprehensive programs, services and resources.
- Improve employers' capacity to connect families with ECE programs.

Measurable Indicators

Indicators Goal 3 Strategy 1

Increased messaging and communications regarding the availability and quality of ECE programs and services via websites, social media, radio, local television, billboard, and printed materials.

80% of families indicating awareness of programs in their community that can help them meet family needs.

Increased percentage of children enrolled in ECE programs with a Maryland EXCELS rating of 3 or higher.

Increased messaging and communications about healthy child development via websites, social media, radio, local television, billboard, and printed materials.

At least 4 of the most common languages spoken in Maryland used in informational announcements and materials.

80% of staff at ECE centers and programs reporting high levels of efficacy for helping families find needed community services.

80% of families reporting staff at ECE centers and programs helped them gain parenting skills.

80% of families reporting staff at ECE centers and programs helped connect them to community programs and/or services.

Increased percentage of families served by ECE programs, including Judy Center Early Learning Hubs; Family Support Centers; and family child care programs.

GOAL 3 STRATEGY 2

Expanding Two-Generational Programming

Expand participation in 2-generational programs that serve or support children, parents, grandparents and other family members.

Action Steps

- Establish a statewide parent navigator system to connect families with 2-generational programs, including for teen parents, grandparents, incarcerated parents and foster care families.
- Partner with programs to increase engagement among fathers.
- Enhance the Maryland child.gov consumer website to include links to 2-generational programs and services.
- Produce and promote materials that show a variety of family types and compositions, including those showcasing grandparents and great-grandparents, foster parents, teenage parents and families of various racial and sexual orientation backgrounds.

Measurable Indicators

Indicators for Goal 3 Strategy 2

Increased overall parent participation in navigator programs.

Increased participation in navigator system for teen parents, incarcerated parents, grandparents raising young children, and foster care families.

Increased participation of fathers in engagement programs.

Programs providing two-generational activities and services experienced an increase in website traffic after links were placed on the Maryland child.gov website.

Materials produced reflect diversity of families including related to race and sexual orientation.

Increased number of professional development trainings on family engagement provided to ECE child care educators and professionals across all regions.

80% of families in ECE programs or using ECE services reporting better understanding and confidence in parenting and supporting their child's learning.

Increased professional development sessions that include families as presenters and participants.

Increased percentage of families participating in trainings about effective leadership and advocacy skills.

Increased percentage of ECAC members who are parents and represent parent concerns.

GOAL 3 STRATEGY 3

Enhancing Families' Opportunities to Engage

Deepen family engagement in children's development and learning, and strengthen families' leadership roles in programs, schools and advocacy efforts.

Action Steps

- Provide technical assistance to educators, healthcare workers and other professionals to enhance families' understanding of how to best support children's development and learning.
- Provide professional development opportunities for educators and other professionals to learn from and engage with families, including hosting an annual statewide Family Engagement Summit.
- Create leadership and advocacy opportunities for families and community members, including ensuring family representation on governing bodies such as the statewide ECAC, local advisory councils, and the Family Engagement Coalition.

Measurable Indicators

Indicators Goal 3 Strategy 3

Increased number of professional development trainings provided to ECE educators and professionals across all regions.

80% of families in ECE programs or using ECE services reported better understanding and confidence in parenting and supporting their child's learning.

Increased professional development sessions that include families as presenters and participants.

Increased percentage of families who participated in trainings about effective leadership and advocacy skills.

Increased percentage of ECAC members who are family members and represent family concerns.

Desired Outcomes

The strategies and action steps put forward above will help Maryland realize the following family engagement outcomes:

- Increased percentage of families participating in programs to support children's development and learning.
- Increased percentage of families participating in 2-generational programs.
- Increased percentage of families reporting that they feel capable of supporting their children's education and development.

GOAL 4



Ensure Successful Transition Experiences

Most parents and providers surveyed for the Needs Assessment reported that their ECE programs provided children with the skills they need to succeed in kindergarten. Nonetheless, some areas in which the system could do better in supporting children, families and educators with transition experiences were highlighted:

- Some families feel unprepared for the transition between ECE programs and kindergarten, especially families experiencing adversity, including those in racial minority groups and families with children with special needs.
- There could be better communication between professionals in ECE systems and those in elementary school systems.

Strategy 1

Strengthening Institutional Support for Transitions

Ensure children successfully transition between ECE settings, and into kindergarten and the early grades through systemic and organizational support.

Action Steps

- Support the development of collaborative transition frameworks and plans that engage schools, ECE providers, and families.
- Encourage communities to host ongoing gatherings to support all families and children before they enter kindergarten.
- Strengthen MOUs between local school systems and ECE programs to promote better transitions, including by addressing chronic absenteeism, transfer of records, and communication among ECE and school-based educators.

Measurable Indicators

Indicators Goal 4 Strategy 1

Jurisdictions participated in the development and implementation of a transition framework.

Transition frameworks created by each jurisdiction to guide schools, ECE providers, and families by 2024.

Increased communication and information shared between schools and ECE providers about incoming kindergartners.

School systems reduced rates of chronic absenteeism among Pre-K and kindergarten students.

Strategy 2

Supporting Families through Transitions

Strengthen family engagement in preparing for transitions between ECE settings and into kindergarten and the early grades.

Action Steps

- Provide families with information, in multiple languages, about the importance of kindergarten readiness and their role in transitions.
- Ensure that children being cared for at home or in informal care receive transition and school-readiness information.
- Create culturally and linguistically responsive transition plans and activities for Multi-Language Learners and immigrant families.
- Ensure transition plans and activities are in place for children with special needs, disabilities, and developmental delays.

Measurable Indicators

Indicators for Goal 4 Strategy 2

Increased percentage of family members receiving information about how to support their child's transition to kindergarten.

Increased percentage of family members across groups, including multilingual families, engaging in practices supportive of their child's transition to kindergarten.

Increased percentage of parents and family members who care for their children at home or in informal settings receiving information about their child's transition to kindergarten.

Increased percentage of schools with plans outlining how they will support families and children who speak different languages and/or are from diverse cultures as they enter kindergarten.

All children with special needs have IEPs or other written plans to address needs.

Strategy 3

Improving Transition-Focused Professional Development Opportunities

Incorporate transition planning in professional development and training opportunities.

Action Steps

- Implement joint professional development opportunities such as Leadership Academies for child care directors and elementary school principals or child care teachers and kindergarten teachers that focus on coordinating transition planning.
- Provide targeted learning opportunities related to early childhood development and developmentally appropriate practices for early childhood, prekindergarten, and elementary educators and leaders.
- Ensure that pre-service and in-service activities enhance educators' knowledge of and skills in creating culturally responsive, family-centered transition plans to benefit all children.

Measurable Indicators

Indicators for Goal 4 Strategy 3

Increased number of professional development sessions about children's transitions to kindergarten offered to ECE directors and elementary school principals.

Increased number of professional development sessions about children's transitions to kindergarten offered to ECE and elementary school teachers.

Increased number of pre-service ECE or elementary school teacher training programs that include family-centered planning and family engagement as part of their coursework.

Increased percentage of ECE professionals engaged in joint professional development and training opportunities.

Desired Outcomes

The three strategies described above are expected to lead to the following outcomes related to transition experiences:

1. Increased percentage of Pre-K and kindergarten programs having written plans to support children's transitions into their program.
2. Increased percentage of Pre-K and kindergarten programs with practitioners trained in effective family engagement practices.
3. Increased percentage of families reporting satisfaction with their child's transition into kindergarten.

Expand and Enhance Workforce Development Opportunities

Maryland's ECE workforce is comprised of dedicated, knowledgeable and caring professionals across setting types and regions of the state. However, they do not always have the support or environments they need to stay in the field and grow professionally. In particular, the Needs Assessment highlighted these areas for improvement:

- ECE professionals face barriers to accessing teacher preparation and professional development programs, a problem leading to a shortage of qualified staff across the state.
- Not all ECE degree programs adequately prepare future ECE professionals for success in the program or classroom.
- Compensation for ECE professionals is inadequate and negatively impacts recruitment and retention.

Strategy 1

Improving Professional Development Opportunities

Increase the number of highly qualified ECE educators by improving pre-service preparation and in-service professional development opportunities.

Action Steps

- Develop a statewide professional development plan that includes a competency-based framework and articulated career lattice.
- Coordinate with higher education partners to increase access to ECE degrees at all levels, including by developing an online Bachelor's ECE degree program.
- Partner with the Council on Professional Development to increase the number of CDA training programs in high schools and the number of CDA-accredited teachers, including those accredited as bilingual teachers.
- Implement training on critical competencies related to infant and toddler services.

Measurable Indicators

Indicators Goal 5 Strategy 1

Increased number of people entering an ECE career.

Increased number of visits to an MSDE website outlining the competency framework and career lattice.

Increased communication and information shared between schools and ECE providers about incoming kindergartners.

Increased number of students graduating with an ECE degree.

Online ECE degree program developed in partnership with at least two Maryland-based and accredited Institutions of Higher Education (IHEs).

Increased percentage of students enrolled in online ECE degree programs.

Increased percentage of providers achieving their CDA.

Increased percentage of CDA-accredited teachers who are bilingual.

Increased number of trainings and higher education courses about critical competencies for infant and toddler professionals.

Increased number of providers participating in critical needs trainings and courses, including related to children with special needs, multilingual children, social-emotional learning and mental health needs, and culturally responsive practices.

Increased number of ECE educators with at least an associate degree.



Strategy 2

Strengthening Equity, Coordination and Alignment Efforts

Strengthen equity, coordination and alignment in the statewide professional development system.

Action Steps

- Strengthen culturally responsive and equity-focused professional development opportunities focused on serving diverse populations, including children experiencing adversity.
- Implement innovative professional development experiences for ECE educators, including by increasing opportunities for coaching, peer-to-peer learning and leadership development.
- Support the portability of qualifications and credentials across states.
- Ensure the state's ECE workforce is representative of the children and families served.

Measurable Indicators

Indicators for Goal 5 Strategy 2

80% of attendees at professional development trainings about serving culturally diverse populations and children experiencing adversity reporting increased knowledge and skills.

Increased percentage of ECE educators and leaders reporting opportunities to learn from coaches and peer-to-peer groups.

Task force convened to establish guidelines allowing for the out-of-state credentials to be accepted by MSDE.

Development and implementation of a plan to work with IHEs and high schools to encourage diversity in ECE preparation programs that reflect the diversity in Maryland families.

Strategy 3

Improving Compensation for ECE Professionals

Improve compensation, both salary and benefits, for ECE professionals.

Action Steps

- Increase salary parity for ECE educators through direct increases and targeted incentives.
- Increase ECE educators' access to health and retirement benefits.

Measurable Indicators

Indicators for Goal 5 Strategy 3

MSDE contributed data and made recommendations to increase ECE educators' salaries, financial incentives, or both.

MSDE contributed data and made recommendations to increase ECE educators' access to health and retirement benefits.

Desired Outcomes

The 3 workforce strategies described above are expected to lead to the following outcomes:

- Increased percentage of ECE providers having participated in culturally responsive training.
- Increased percentage of credentialed ECE providers.
- Increased percentage of a diverse group of credentialed ECE teachers and providers representative of the population they serve.
- Reduced turnover among ECE professionals.

GOAL 6



Improve Systems for Infrastructure, Data and Resource Management

There are strengths of Maryland's ECE infrastructure and systems, such as a strong governance structure that includes stakeholders at the local level; data sources, such as the Kindergarten Readiness Assessment, that provide rich information for educators and policymakers; and continuous investment in ECE systems and initiatives. Areas for improvement exist as well:

- Despite efforts to improve coordination of programs, the system is still fragmented.
- Data-driven decision making is made difficult by gaps in the coordination of data systems.
- There is a need to update Maryland's data collection systems.
- A lack of systemic funding mechanisms contributes to a range in program quality, which leads to variable experiences and outcomes for children.

GOAL 6 STRATEGY 1

Improving Coordination across Agencies

Increase integration and coordination of early childhood services among agencies.

Action Steps

- Using Maryland's existing statewide Early Childhood Advisory Council as the lead agency, strengthen and broaden effective governance structures that ensure equitable, inclusive membership across and within state and local agencies and partners, and maintain effective, ongoing communication.
- Encourage local coordination of strategic planning initiatives, supporting best practices for program integration, and create plans to achieve state and local priority goals.
- Strengthen ongoing, collaborative systems-building initiatives within and across agencies.

Measurable Indicators

Indicators for Goal 6 Strategy 1

Revised ECAC and other ECE governance bodies' bylaws language requiring membership that includes diverse representation of state and local agencies.

80% of ECAC and other ECE governance bodies engaged in regular and routine communication practices with state and local agencies that deliver and receive information and feedback.

100% of LECACs participate in annual strategic planning opportunities in partnership with DEC.

80% of state and local agencies reporting working more closely with schools, community service organizations and healthcare providers.

GOAL 6 STRATEGY 2

Modernizing the Data System

Modernize and coordinate data systems to improve services for and communication with educators, families and the public.

Action Steps

- Design and implement a system that assigns each child with a unique identifier to track participation in programs and services beginning at birth.
- Create a universal application process that allows families to apply for multiple services and programs across state agencies with a single application.
- Migrate data systems to the Maryland Total Human-Services Integrated Network (MD THINK) platform to enhance data sharing, professional collaboration and services for families and to reduce redundancies and costs.
- Support user capability among educators and other professionals working with children and families through ongoing professional development opportunities that multiply the benefits of a cloud-based information system.

Measurable Indicators

Indicators for Goal 6 Strategy 2

MSDE requested bids and contracted with a firm to develop a data system that assigns each child with a unique identifier that tracks their participation in programs and services beginning at birth.

80% of families reporting it was easy to apply for services using the universal application process.

80% of family and child service providers reporting it was easier to coordinate with other agencies using the universal application process.

80% of Maryland THINK users reporting satisfaction with the system.

80% of Maryland THINK users reporting that the system improved their ability to work with other system-users.

80% of MSDE training attendees indicating they learned how to use the cloud-based information system

GOAL 6 STRATEGY 3

Using Resources in Ways that Promote Equity

Improve the use and sustainability of resources to promote equity.

Action Steps

- Conduct a statewide facilities study and use findings to apply targeted improvement strategies.
- Target spending on evidence-based, preventative approaches, including for prenatal and infant-toddler services, to improve equity across geographic settings and family groups, particularly Dual Language Learner families and families experiencing adversity.
- Ensure contracts meet state and association equity guidelines.

Measurable Indicators

Indicators for Goal 6 Strategy 3

70% participation rate in MSDE Facilitation Study.

80% of vulnerable families and families experiencing adversity reporting improved ECE facilities.

Reduction in infant-toddler health problems for all children including vulnerable children and children experiencing adversity.

100% of DEC contracts met DEC equity guidelines.

GOAL 6 STRATEGY 4

Streamlining Funding Mechanisms

Streamline funding sources and mechanisms to increase funding efficiencies.

Action Steps

- Leverage local, state and federal funding streams to improve system access and quality.
- Link funding to quality initiatives and state priorities, including through Maryland EXCELS, credentialing and accreditation systems, and other existing quality control and assurance state frameworks.
- Partner with philanthropic foundations and the private sector to increase revenue for ECE services.

Measurable Indicators

Indicators for Goal 6 Strategy 4

80% of MSDE/DEC grantees reporting satisfaction with the ability to find funding opportunities.

Increased percentage of families reporting that the services they used were of high quality.

Increased percentage of families reporting their providers were highly skilled.

Increased percentage in philanthropic and private partner investments in ECE services.

Desired Outcomes

The strategies described above are expected to lead to the following systems-focused outcomes:

- Improved systems for providing grants, tracking the spending of grant funds, and ensuring the agency goals are met.
- Increased ability among providers to track participation in state-provided services and programs.
- Increased number of providers reported satisfaction with Maryland's early childhood data system.



In closing: our charge and call to action

A broad group of Marylanders came together several times over many months to think deeply about and discuss needs and priority actions to improve the lives of young children and their families. Maryland Ready: Maryland's Path to School Readiness and Success reflects the collective wisdom of parents, educators, child care providers, health providers, state agencies staff, and community partners. More than ever in the context of a pandemic that is causing suffering to Maryland's families—vulnerable families in particular—the state is eager to get to work to implement the strategies and actions outlined in the plan.

One of the most pressing needs is to continue to modernize and streamline the use of data throughout the implementation process to ensure that decision makers are able to understand how rapidly changing contexts impact families and early childhood professionals and respond adaptively. It is also critical to consider how to continue to make services accessible and high quality for families of young children including by increasing access to 2-generational programs. As Maryland's leaders make difficult funding decisions, this plan emphasizes that prioritizing equity and support for vulnerable children and families will be essential for keeping Maryland on the path to school readiness and success for all children.

In order to achieve the 6 goals outlined in this plan, it is important that all voices and stakeholders remain engaged in helping to move the plan to action. The strong governance structures that Maryland already has in place will keep implementation moving forward regardless of circumstances, and alignment between the statewide and local Early Childhood Advisory Councils will ensure ongoing communication about changes for cohesive implementation of priority strategies. Maryland's mixed-delivery system will grow stronger and be more easily accessible to all of Maryland's diverse families, and more connected across services and programs. With a singular vision and multiple entry points for achieving its goals, Maryland can make things better not just for some of Maryland's children and families, but for all of them.

A renewed commitment to Maryland's vision is now needed from various stakeholders, including policymakers, service providers, educators, health care workers, business leaders, foundations, families and others. Moreover, a commitment to act from people and groups throughout the state, in support of these goals, is a contribution to the renewal and well-being of Maryland's children, families, and communities. All of Maryland's children deserve the best that we can provide so they can thrive, no matter the circumstances.

Glossary of Terms

Availability

In Maryland, availability is the licensed capacity of the state's various care and education programs and school settings by different age groupings compared to the demand for care and education, which is measured by the total number of children under age 6 in different age groupings.

Child Care Center

Full- or part-time care in a non-residential setting—that is, not in a family child care home—for more than 8 children. This setting type may include Pre-K programs, and can occupy a variety of settings including in a faith-based location, an employer-provided venue or a school setting.

Child Care Scholarship Program

Formerly known as the Child Care Subsidy, this program provides financial assistance to eligible working families in Maryland to cover part of their care and education costs in programs that participate in Maryland EXCELS, with the scholarship amount determined by household income and family co-payments based on a sliding scale. Beginning in 2018, families living at 65% of the state median income were eligible for participation. Provider reimbursement rates will increase to the 60th percentile of the cost of child care as reflected in the most current market rate survey.^x

Early Learning Assessment (ELA)

A voluntary formative assessment tool that measures progress of learning in young children, 36 to 72 months, across 9 levels in 7 domains, available to all Maryland programs. It is used in child care programs, Head Start programs, and public Pre-K classrooms throughout the state.

Early Care and Education (ECE) Program

For the strategic plan, an ECE program is any type of registered or licensed care and educational program that serves children before kindergarten including in settings such as infant and toddler programs, child care centers, family child care homes, Judy Center Early Learning Hubs, Head Start or Early Head Start programs, and prekindergarten (Pre-K) programs. They may be funded publicly, privately or through a combination of funding sources.

Equity

An approach that ensures that each person has access to the resources needed to be successful, including by safeguarding the opportunity for every child to access the developmentally appropriate care and educational resources needed to thrive and ensuring that access to care, high-quality programs, services and necessary resources occurs regardless of ability

(cognitive, social/emotional, and physical), ethnicity; family structure, gender identity and expression, language, national origin, nationality, race; religion, sexual orientation; and socio-economic[s] status.

Extended Individualized Family Services Plan (IFSP)

For children with a disability, Maryland's Extended IFSP option offers families the choice to continue to have an IFSP beyond their child's third birthday, if their child is determined eligible for preschool special education and related services. The extension of IFSP services beyond age 3 incorporates the strength of the special education preschool education program with the existing infants and toddlers family-centered model.

Family Child Care Provider

A person who offers care in her or his own home to one or more children who are not related to the provider. To ensure a safe environment, Maryland limits the number of children in a family child care home to 12 children (which may include the provider's own children), with not more than 4 children under the age of 2. Providers must obtain a certificate of registration from the state, which signifies that the program meets the state's child health and safety requirements and allows eligibility for tax deductions, certain food subsidies, and liability insurance.

Families Experiencing Adversity

Families experiencing adversity are those who face stressors that impact the well-being of the family unit or young children in the family in ways that lead or are likely to lead to negative outcomes. These negative outcomes tend to be worse in the face of cumulative, chronic or toxic stress. Conditions contributing to negative outcomes or putting children at risk of falling behind their peers in various developmental domains include poverty or financial stress, being an immigrant, living with trauma, having a special need, being homeless, participating in the foster care or welfare system, or living with addiction or substance abuse.

Judy Center Early Learning Hubs

Formerly called Judith P. Hoyer Early Child Care and Family Education Centers, and informally called "Judy Centers," these programs are state- and locally funded early childhood and family learning centers that provide comprehensive early childhood services for children birth through age 5. They exist in specific Title I school zones, which are areas with high concentrations of poverty, although they may be used by families of all income levels. They are vehicles for collaboration and coordination in the state, charged with coordinating prekindergarten, early intervention, and preschool special education, center-based and family child care, as well as family support services to deliver a wide spectrum of Early Childhood Education and family support. There are currently 60 Judy

Centers across Maryland.

Kindergarten Readiness Assessment (KRA)

A developmentally appropriate kindergarten entry assessment tool administered to incoming public school kindergarteners that measures school readiness across four learning domains: language and literacy, mathematics, social foundations, and physical well-being and motor development. The assessment contains selected response items, observational items and performance tasks. Administered by kindergarten teachers by October 10th, the KRA provides child outcome data relevant to knowledge, skills, and behaviors found to be necessary for success in kindergarten.

Low-income

Low-income families are those living at or near the Federal Poverty Line (FPL), although definitions vary by program. For example, families living at up to 300% of the FPL (the national average is an annual income of \$78,600 for a family of 4 in 2020) are eligible for Maryland's Child Care Scholarship program whereas families living at 185% of the FPL are eligible to enroll in public prekindergarten programs.

Maryland Infants and Toddlers Program

The Maryland Infants and Toddlers Program (MITP) is the state's family-centered system of early intervention services for young children with developmental delays and disabilities and their families. State regulations specify that a child birth through age 2 is eligible for early intervention if the child has a 25% delay in at least one or more of five developmental areas (cognitive; physical, including vision and hearing; communication; social or emotional; adaptive), manifests atypical development or behavior in one or more of the five developmental areas, interferes with current development, and is likely to result in a subsequent delay (even when diagnostic instruments and procedures do not document a 25% delay), or has a diagnosed physical or mental condition that has a high probability of resulting in developmental delay.

Maternal, Infant, and Early Childhood Home Visiting (MIECHV) Program

The MIECHV Program supports voluntary, evidence-based home visiting for at-risk pregnant women and parents with children up to kindergarten entry. MIECHV is funded by the Health Resources and Services Administration, in partnership with the Administration for Children and Families. These federal dollars fund states, territories, and tribal entities to develop and implement evidence-based, voluntary family support programs

that best meet the needs of their communities.

Mixed-Delivery System

The structure through which early childhood care and education services are delivered through a combination of programs, providers, and settings, such as licensed family and center-based child care programs, public schools, faith-based programs, employer-based programs, Head Start, Judy Center Early Learning Hubs, Family Support Centers and community-based organizations, that is supported by a combination of public and private funds.

Multi-Language Learners

Multi-Language Learners are variously called English Learners (ELs), English language learners, bilingual children, multilingual learners, multilingual children, English as a second language (ESL) children, English to speakers of other languages (ESOL) children and English for special purposes (ESP) students. While there are nuances in the emphasis of these terms, this report uses Multi-Language Learners to represent those children for whom the primary language spoken at home is a language other than English. The goal is to preserve and enhance services to protect literacy in the home language and English for these children and families.

Quality

Maryland's Quality Rating Improvement System is Maryland EXCELS, which is a voluntary program that measures ECE program quality on a scale from 1 (lowest quality) to 5 (highest quality). Programs are considered high quality when they achieve a rating of Level 3 or higher. A rating of level 5 indicates that a given program:

- Requires certain director and teacher credentials;
- Provides developmental screening for all children in the program;
- Has program accreditation;
- Participates in other programs that support children (e.g., Child and Adult Care Food Program);
- Uses cultural and linguistically sensitive curriculum and activities;
- Allows only limited screen time; and
- Uses the Classroom Assessment Scoring System (CLASS) rating scale to measure teacher-child interactions and promotes continuous quality improvement.

Rural

Defined by statute under the Annotated Code of Maryland, rural areas have the following characteristics: geographic isolation, lack of transportation, and lack of access to and availability of health care. The following 18 of Maryland's 24 counties constitute rural Maryland: Allegany, Calvert, Caroline, Carroll, Cecil, Charles, Dorchester, Frederick, Garrett, Harford, Kent, Queen Anne's, Somerset, St. Mary's, Talbot, Washington, Wicomico, and Worcester. Any child living in these counties is considered to be living in a rural area.

Vulnerable Children

While all young children are highly dependent on the supervision and care of adults, vulnerable children have more potential than other children for poor outcomes or danger due to exposure to greater risks than their peers. They can be vulnerable in terms of deprivation (for example, lack of healthy nutrition, adult care, social or cognitive stimulation), exposure to abuse, neglect, trauma or adverse experiences, or have particular fragility due to age, physical or mental (dis)ability, unstable primary relationships, or lack of infrastructure that impedes access to services. Children facing adversity are included in the broader category of vulnerable children. Maryland considers vulnerable children to include children from birth-age 3; living in or near poverty; experiencing homelessness; living in migrant families; living in rural areas; having special needs; in foster care or the welfare system; having incarcerated parents; Multi-Language Learners/multilingual learners; living with exposure to substance abuse or addiction; living in a military family; exposed to toxic stress, trauma or multiple adverse early childhood experiences.

Appendix

Stakeholders

The following organizations and family members were represented in the process of developing this strategic plan with substantial participation and inputs, including through feedback providing during the Needs Assessment process.

Stakeholder Organizations Involved in Assessment, Planning and Implementation of Activities

Children and Youth division of the Governor's Office of Crime Prevention, Youth, and Victim Services

Homeless Education/Neglected Delinquent/At-Risk Programs of MSDE

Family Child Care Provider

Mid-Atlantic Equity Consortium

Prince George's Community College

T. Rowe Price Foundation

University of Maryland School of Social Work

Center for Early Childhood Education and Intervention, University of Maryland

Howard County Public School System

Special Education/Early Intervention, MSDE

Maryland State Family Child Care Association

Maryland Association for the Education of Young Children

Interagency Steering Committee for Managing for Results

Organizations Represented on the Maryland Early Childhood Advisory Council

Homeless Education and Neglected Delinquent and At-Risk Programs, Maryland State Department of Education

Service Employees International Union

Teacher Education, Prince George's Community College

Mid-Atlantic Equity Consortium, Inc. (MAEC)

T. Rowe Price Foundation and Harvard University Advance Leadership Initiative

Archdiocese of Baltimore

Howard County Public School System

Maryland State Department of Education, Office of Child Care, Special Education/Early Intervention

Maryland State Family Child Care Association

Greenbelt Children's Center and Maryland Association for the Education of Young Children

Small Business Financing and Department of Business and Economic Development

Interagency Steering Committee for Managing for Results

Maryland State Department of Education / Division of Early Childhood / Head Start Collaboration

Maryland State Department of Education (MSDE)

Maryland Chapter, American Academy of Pediatrics (MDAAP)

University of Maryland School of Medicine

Ready at Five

Maryland General Assembly

Social Services Administration of Maryland Department of Human Services (DHS)

Maryland Developmental Disabilities Council

The Wilkes School

Maryland School Age Child Care Alliance / Play Centers, Inc.

Judy Center, Queen Anne's County

Community Action Agency, Montgomery County / Head Start Agency

Home Visiting Alliance / Kent Co. Department of Social Services

Maryland State Department of Education - Office of Child Care (MSDE –OCC)

Maryland State Child Care Association (MSCCA)

Maryland General Assembly

Carroll County Library

Maryland Association of Elementary School Principals (MAESP) / Beaver Run Elementary School

Department of Minority Health and Health Disparities Administration

Maryland Family Network (MFN)

Office of Teaching and Learning, MSDE

Head Start Collaboration Office

LENA Grow

Assistant State Superintendent's Office, MSDE

Maryland Chapter of American Academy of Pediatrics

University of Maryland School of Medicine

Ready at Five

Maryland General Assembly

Maryland Department of Health

Maryland Department of Human Resources

Maryland Developmental Disabilities Council

WIDA Early Years

The Wilkes School

Play Centers, Inc.

Office of Child Care, MSDE

Community Action Agency, Montgomery County

Judy Center, Queen Anne's County

Maryland State Child Care Association

Maryland General Assembly

State Superintendent's Office, MSDE

Carroll County Library

Beaver Run Elementary School

Department of Minority Health and Health Disparities Administration

Maryland Family Network

Assistant State Superintendent's Office, MSDE

Organizations and Positions Represented on Local Early Childhood Advisory Councils by Jurisdiction

Allegany County

Executive Director for APPLES for Children, Inc.

Coordinator, Infants and Toddlers Program, Allegany County Public Schools

Anne Arundel County

Executive Director, Anne Arundel County Partnership for Children, Youth & Families

Chair, Early Childhood Community Resource Initiative Care Team

Baltimore City

Program Director of School Readiness, Family League of Baltimore

Director of Early Learning Programs, Baltimore City Public Schools

Director of Joshua's Place Early Learning and Education Center, Baltimore City Child Care Coalition Leadership Team

Baltimore County

Baltimore County Birth to Five LICC (Local Interagency Coordinating Council)

Birth to Five Supervisor for Baltimore County Public Schools

Calvert County

Coordinator, Calvert County Public Schools Head Start

Youth Services Coordinator, Calvert County Library

ECAC Liaison for Calvert County Public Schools

Caroline County

Supervisor, Judy Center and Family Support Center

Carroll County

CCC Childcare Director

CCPS Judy Center Community Specialist

CCPS Early Childhood Consultant

CCPS Early Childhood Supervisor

EXCELS Specialist for Howard/Carroll

Cecil County

Early Childhood Instructional Coordinator, Cecil County Public Schools

Charles County

Co-Founder, Pure Play Every Day, Inc.

Specialist in Early Childhood, Charles County Public Schools

Senior Breastfeeding Peer Counselor, Charles County Department of Health

Local Management Board Coordinator, Charles County Advocacy Council for Children, Youth, and Families

Training Coordinator, Promise Resource Center

Dorchester County

Director-Community Partnerships for Children & Families, Dorchester County Government

Supervisor of Early Childhood Education, Dorchester County Public Schools

Frederick County

Youth Services Manager, Frederick County Public Libraries

Program Administrator Judy Center

Garrett County

President, Garrett County Community Action Committee

Director of Early Childhood / Elementary Education, Garrett County Public Schools

Harford County

Early Childhood Literacy Coach, Office of Curriculum, Instruction and Assessment

Coordinator of Early Childhood Programs, Harford County Public Schools

Howard County

Director, Program Innovation and Student Well-Being, Howard County Public School System

Program Manager, Howard County Child Care Resource Center / Office of Children and Families

Kent County

Director of Teaching and Learning

Judy Center Coordinator

Judy Center Coordinator, Henry Highland Garnet Elementary

Montgomery County

Executive Director, Montgomery Child Care Association, Inc.

Department Chair for Education and Social Sciences, Montgomery College, Germantown Campus

Early Care and Education Policy Officer, Montgomery County Department of Health and Human Services

Prince George's County

Instructional Supervisor, Infants and Toddlers Program, Judith P. Hoyer

Program Manager, Adelphi Judy Center

Executive Director, Prince George's Child Resource Center, Inc.

Queen Anne's County

Supervisor, Early Learning, Title I, Title III and Migrant Education

Program Coordinator, Judy Center Partnership of Queen Anne's County

St. Mary's County

Operations Specialist, MedStar St. Mary's Hospital

Executive Director, The Promise Resource Center

Somerset County

Early Childhood/Judy Center Coordinator, Somerset County Public Schools, Somerset County Judy Center

Somerset County Commissioner's Early Learning Advisory Council Chairman

Talbot County

Reading and Early Childhood Coordinator, Talbot County Public Schools

Special Education Inclusion Facilitator, Talbot County Public Schools & Talbot County Infant & Toddlers

Washington County

Coordinator, Judy Center of Washington County

Wicomico County

Director Local Management Board, Wicomico Partnership for Families & Children

Supervisor, Early Childhood & Title I, Wicomico County Public Schools

Birth to Five Supervisor, Wicomico County Public Schools

Worcester County

Early Education Specialist, Worcester County Public Schools

Needs Assessment Family Participants by Characteristic

Race	Number	Percentage
African American	147	31.0
Asian	15	3.2
Latinx	34	7.2
White	226	47.8
More than One Race	37	7.8
Other	14	3.0

Child with Special Needs

Yes	53	11.2
No	420	88.8

Child is a Dual Language Learner

Yes	87	18.4
No	385	81.6

Regions

Baltimore	57	12.4
Capital Region	139	30.2
Central Region	100	21.7
Eastern Shore	96	20.9
Southern Maryland	36	7.8
Western Maryland	32	7.0

Annual Family Income

Less than \$25,000	81	20.2
\$25,000 - \$49,999	89	22.2
\$50,000 - \$74,999	41	10.2
\$75,000 - \$99,999	42	10.5
\$100,000 - \$124,999	58	14.5
Over \$125,000	90	22.4

Home Language

Amharic	4	1.0
English	440	92.1
French	3	1.0
Spanish	14	3.0
Other	17	3.6

Type of ECE Program Used

Prekindergarten Program	72	15.8
Nursery School	59	13.0
Licensed Childcare Center	289	63.5
Head Start Program	36	7.9
Family Childcare Center	60	13.2
Informal or Care of a Relative	65	14.3
Home Visiting Program	11	2.4

ⁱThe Annie E. Casey Foundation. (2020). Kids Count Data Center. Based on 2018 data. Retrieved from: <https://datacenter.kidscount.org/data/#USA/1/0/char/0>

ⁱⁱCenter on the Developing Child: Harvard University. (2019) In Brief: The Science of Early Childhood Development. Retrieved from: <https://developingchild.harvard.edu/resources/inbrief-science-of-ecd/>

ⁱⁱⁱZERO TO THREE. (2017). Infant-Toddler Child Care Fact Sheet. <https://www.zerotothree.org/resources/2012-infant-toddler-child-care-fact-sheet#chapter-1392>

^{iv}The Center for High Impact Philanthropy, School of Social Policy and Practice, University of Pennsylvania (2020). High Return on Investment (ROI). Retrieved from: <https://www.impact.upenn.edu/our-analysis/opportunities-to-achieve-impact/early-childhood-toolkit/why-invest/what-is-the-return-on-investment/>

^vTalber, E., Bustamante, A., Thompson, L., & Williams, M. (2018). Counting Our Losses: The Hidden Cost to Marylanders of an Inadequate Child Care System. Baltimore, MD: Maryland Family Network. Retrieved from: <http://www.marylandfamilynetwork.org/CountingOurLosses/>

^{vi}Razynska, K., Basterra, M., Gant, C., Tomlinson, H.B., Mousa, N., Sheldon, S., & Jung, S. (2019). Together Juntos Needs Assessment: A Systematic Review of Early Childhood Care and Education Needs in Maryland. Bethesda, MD: Mid-Atlantic Equity Consortium, Inc. Retrieved from: https://earlychildhood.marylandpublicschools.org/system/files/filedepot/24/md_ece_needs_assessment_report_final_.pdf

^{vii}The Annie E. Casey Foundation (2019). Kids Count Data Center. Retrieved online at: <https://datacenter.kidscount.org/data/tables/8446-child-population-by-race-and-age-group#ranking/2/any/true/37/68162/17078>

^{viii}Children and Youth division of the Governor's Office of Crime Prevention, Youth, and Victim Services. (2019). Report on the Implementation and Outcomes of State-Funded Home Visiting Programs in Maryland. Retrieved online at: <https://goc.maryland.gov/wp-content/uploads/sites/8/2020/01/HU-§-8-507c-GOC-2019-Report-on-the-Implementation-and-Outcomes-of-State-Funded-Home-Visiting-Programs-in-Maryland-MSAR-9107.pdf>

^{ix}Workman, S.; Palaich, B.; Wool, S.; Mitchell, A. (2016). A comprehensive analysis of prekindergarten in Maryland. Denver, CO: APA Consulting with Early Childhood Policy Research.

^xRazynska, K., Basterra, M., Gant, C., Tomlinson, H.B., Mousa, N., Sheldon, S., & Jung, S. (2019). Together Juntos Needs Assessment: A Systematic Review of Early Childhood Care and Education Needs in Maryland. Bethesda, MD: Mid-Atlantic Equity Consortium, Inc. Retrieved online at: https://earlychildhood.marylandpublicschools.org/system/files/filedepot/24/md_ece_needs_assessment_report_final_.pdf

^{xi}Ready at Five. (2020). Readiness Matters: 2019-2020 Kindergarten Readiness Assessment Report. Baltimore, MD: Maryland State Department of Education. Retrieved online at: <https://www.readyatfive.org/school-readiness-data/readiness-matters-2019/1713-200178-ready-5-book-web/file.html>

^{xii}Malik, R., Hamm, K., Schochet, L., Novoa, C., Workman, S., & Jessen-Howard, S. (2018). America's Child Care Deserts in 2018. Center for American Progress. Retrieved online at: <https://www.americanprogress.org/issues/early-childhood/reports/2018/12/06/461643/americas-child-care-deserts-2018/>





The Maryland State Department of Education does not discriminate on the basis of age, ancestry, color, creed, gender identity and expression, genetic information, marital status, disability, national origin, race, religion, sex, or sexual orientation in matters affecting employment or in providing access to programs.

© Maryland State Department of Education 2020

All rights reserved. Published October 2020.



Mohammed Choudhury
State Superintendent of Schools

November 4, 2021

The Honorable Bill Ferguson
President
Senate of Maryland
State House, H-107
Annapolis Maryland 21401

The Honorable Adrienne A. Jones
Speaker
Maryland House of Delegates
State House, H-101
Annapolis Maryland 21401

Re: MSAR #13170_MSDE_Prekindergarten Implementation Planning Report

Dear President Ferguson and Speaker Jones:

Chapter 55 of 2021 requires the Maryland State Department of Education to submit the enclosed report to the Maryland General Assembly and the Accountability and Implementation Board. The report addresses:

- I. Plans for an income verification process to determine the Tier Status of a child;
- II. Administrative procedures for distribution of funds;
- III. Providing for family preference (public or private program);
- IV. Calculating State, local, and family share for Tier II children; and
- V. Prekindergarten Supplemental Grant recommendations

If you have questions or need additional information, please contact Ary Amerikaner, Chief of Staff, at ary.amerikaner@maryland.gov or (410) 767-0090.

Best Regards,

Mohammed Choudhury
State Superintendent of Schools

C: Sarah Albert, Department of Legislative Services

Enclosure




BLUEPRINT
FOR MARYLAND'S FUTURE

Blueprint for Maryland's Future:
**Prekindergarten
Implementation Planning**

Division of Early Childhood

November 2021 Legislative Report



MARYLAND STATE DEPARTMENT OF EDUCATION

Mohammed Choudhury

State Superintendent of Schools
Secretary-Treasurer, Maryland State Board of
Education

Deann M. Collins, Ed.D.

Deputy Superintendent, Teaching and
Learning

Steven Hicks

Assistant Superintendent, Division of Early
Childhood

Larry Hogan

Governor

MARYLAND STATE BOARD OF EDUCATION

Clarence C. Crawford

President, Maryland State Board of Education

Charles R. Dashiell, Jr., Esq. (Vice President)

Shawn D. Bartley, Esq.

Gail Bates

Chuen-Chin Bianca Chang

Susan J. Getty, Ed.D.

Vermelle Greene, Ph.D.

Jean C. Halle

Dr. Joan Mele-McCarthy

Rachel L. McCusker

Lori Morrow

Brigadier General Warner I. Sumpter (Ret.)

Holly C. Wilcox, Ph.D.

Kevin Bokoum (Student Member)

Table of Contents

Introduction.....	3
Requirement 1: Income Verification Process (Determining Tier Status of a Child)	4
Requirement 2: Administrative Procedures for Distribution of Funds.....	7
Requirement 3: Providing for Family Preference (Public or Private Program).....	9
Requirement 4: Calculating State, Local, and Family Share for Tier II Children	11
Requirement 5: Prekindergarten Supplemental Grant (Recommendations).....	15

Introduction

The State of Maryland has long demonstrated significant investment in early learning. Informed by the neuroscience documenting the early years as the most critical time of brain development,¹ as well as decades of research showing that supporting early childhood learning and development of disadvantaged children yields a high return to society,² the Maryland State Department of Education (MSDE) has developed a robust mixed-delivery system of early childhood programs and services to support families and their young children, support the early childhood workforce, address special needs, and promote high-quality early childhood experiences.

Under the Blueprint for Maryland's Future (HB-1300), beginning in FY 2023, MSDE is charged with establishing and implementing high-quality prekindergarten programming by expanding voluntary prekindergarten for all three- and four-year-old children from families earning incomes at or below 300% Federal Poverty Level (FPL), which is \$79,500 for a family of four in 2021. In FY 2025 a sliding scale will be implemented for families earning more than 300% FPL, but not more than 600% FPL. Families above 600% FPL will be required to pay the total per pupil funding rate to access PreK services. The family share may be waived by the county board. With thoughtful and strategic planning and implementation, this historic investment in Maryland's children and families will contribute to the future well-being of the state while serving as a model/exemplar for the rest of the nation.

Consistent with the language codified in HB-1300, this report to the Accountability and Implementation Board and to the Maryland General Assembly serves to provide an update on the planning associated with operationalizing specific early childhood components of the Blueprint. As required, the report will highlight efforts related to:

- Income Verification Process (Determining Tier Status of a Child)
- Administrative Procedures for Distribution of Funds
- Providing for Family Preference (Public or Private Program)
- Calculating State, Local, and Family Share for Tier II Children
- Prekindergarten Supplemental Grant (Recommendations)

¹Center on the Developing Child: Harvard University. (2019) In Brief: The Science of Early Childhood Development. Retrieved from: <https://developingchild.harvard.edu/resources/inbrief-science-of-ecd/>

²The Center for High Impact Philanthropy, School of Social Policy and Practice, University of Pennsylvania (2020). High Return on Investment (ROI). Retrieved from: <https://www.impact.upenn.edu/early-childhood-toolkit/why-invest/what-is-the-return-on-investment/>

Requirement 1: Income Verification Process (Determining Tier Status of a Child)

The Blueprint for Maryland's Future requires that the State expand access to publicly funded full-day PreK for four-year-old children "so that there will be no charge for low-income families."

Families with an income less than or equal to 300% FPL are designated as Tier I and will receive free access. Additional public funding will be provided to families designated as Tier II (income more than 300% FPL, but not more than 600% FPL). However, authorizing legislation allows Tier II families to be charged a portion of the program cost if a school system chooses to collect it. Further, the Blueprint for Maryland's Future specifies that a sliding scale (see page 11, Calculating State, Local and Family Share for Tier II Children) will be used to determine the family portion. Tier III families (income above 600% FPL) who choose to enroll their four-year-old children in full-day pre-K will be expected to pay the full cost to attend.

Similarly, the Blueprint for Maryland's Future calls on the State to expand access to publicly funded full-day PreK for all three-year-old children from Tier I families (income less than or equal to 300% FPL). Given the central role these "Tiers" play in the program design, it is necessary to establish an income verification process to determine Tier I, II, or III status for families of all children participating in PreK programs serving three- and four-year-old children.

In exploring options for an income verification process, MSDE conducted a review of departmental income verification procedures currently in place for specific early childhood programs in the state. A sample of income verification methods from other states were examined as well.

MARYLAND PREK PROGRAM:

Income verification for current prekindergarten programs operated by the MSDE and local school systems occur at the local level through program providers. Practices are consistent across both public providers (public schools) and private providers (community-based programs).

1. **Public providers** may use Free and Reduced Meal Program (FARM) eligibility or Direct Certification documentation (Supplemental Nutrition Assistance Program (SNAP), Temporary Assistance for Needy Families (TANF), or Foster Care documentation). Documentation of income should be verified through a W-2, 1099, pay stubs, or tax return and maintained by the provider.
2. **Private providers** must collect income verification documents and may use approved and current childcare subsidy vouchers, SNAP eligibility, Head Start income eligibility forms or a program-developed income eligibility form. A program-developed form must list the family size, parent/guardian's income, and place of employment. Documentation of income must be verified through a W-2, 1099, pay stubs, or tax return and must be maintained in the child's file.

MSDE monitors programs each year to ensure local school systems and private providers implement income verification processes in the Prekindergarten Expansion Grant Program with fidelity. Monitoring procedures are defined as follows:

- State Prekindergarten Expansion Grant Support Teams audit files during the Fall check-in site visits to ensure that appropriate income information is being collected to document eligibility (100% of files).
- During the Spring monitoring visits, State Prekindergarten Expansion Grant Support Teams audit a sample of 10% of files and/or follow-up on any issues found during the Fall audit to ensure compliance.

OTHER EXAMPLES:

1. **North Carolina:**

The NC PreK program requirements include a form for determining eligibility. In addition to other eligibility criteria, family income must be at or below 75% of State Median Income level. The data collection form and guidelines include a table for calculating eligibility based on income and family size. Families must submit sufficient income documentation at the time of the application process for the district-level Contracting Agency to verify the child's eligibility. If a family cannot provide sufficient documentation such as a W-2 or other proof of income, they may submit written statements from employers detailing the amount and frequency of pay received for the most recent pay periods.³

2. **Michigan:**

State funded PreK (Great Start School Readiness Program-GSSRP) prioritizes enrollment of those children in families at 250% FPL and below. Access to the program for families with income above 250% FPL is based on selected risk factors and available space. GSSRP provides a single-intake income verification form for use at the local level.⁴

3. **Colorado:**

Children are eligible for the Colorado Preschool Program if families qualify for the Free or Reduced Priced School Meal (FARM) program based on being at 135% FPL or 185% FPL. Families complete the FARM eligibility forms or a Family Economic Data Survey. Documented eligibility for free and reduced-price meals serves as an umbrella measure for income-eligibility, just one of several legislated eligibility risk factors in Colorado. Some flexibility is permitted for higher incomes in areas such as resort cities where the cost of living is high. Districts are required to keep signed forms on file for eligible children and no other documentation is required.⁵

³ Additional information can be found at <https://ncchildcare.ncdhhs.gov/Home/DCDEE-Sections/North-Carolina-Pre-Kindergarten-NC-Pre-K>.

⁴ Additional information can be found at https://www.michigan.gov/mde/0,4615,7-140-63533_50451---,00.html.

⁵ Additional information can be found at <http://www.cde.state.co.us/cpp/cpphandbookonline/eligibility/free-reducedcpp>.

NEXT STEPS:

As Maryland moves to expand voluntary, public PreK, MSDE will:

1. **In FY 2023, continue current processes.** This year, MSDE will use the Maryland PreK Program income verification and monitoring processes currently in place (see section above: Maryland PreK Program).
2. **In future years, simplify the enrollment process for families.** MSDE will develop and utilize a single application form and process for families to complete for early education and comprehensive services programs. As described above, some states and communities are developing a single intake form that is used to determine eligibility for a range of programs. For example, as noted above, Michigan has developed a single intake form that is used to determine eligibility for a range of services. This model streamlines the process for the families so that they can use one form and process for providing proof of documentation of income and assets and can then find out the services for which they are eligible.
3. **Hold Families Harmless Within a Tier.** MSDE will determine family Tier status for the program year at the time of initial enrollment and hold families harmless for income fluctuations during the year. Even if a family's income increases to over the eligible income level during the year, the student may remain in the program. This policy is consistent with the Child Care Scholarship Program offered by the MSDE.

Requirement 2: Administrative Procedures for Distribution of Funds

The Blueprint for Maryland's Future requires the State to distribute the State share to each county board for public providers and to MSDE for private providers.

MARYLAND PREK PROGRAM:

Maryland's PreK program, like other State Aid programs, is calculated on a per pupil basis and is a wealth-equalized, shared program between the State and local jurisdictions. Currently, funds for PreK are distributed by the state in two ways. For the Supplemental Prekindergarten program, local school systems receive funding from the State for each four-year-old served in full-day PreK in the prior year. For the Prekindergarten Expansion Grant program, MSDE makes grants to local school systems and private providers. Low-wealth jurisdictions receive a higher proportion of State funds than high-wealth jurisdictions.

OTHER EXAMPLES:

- 1. Alabama:**
First Class Pre-K: Alabama's voluntary Pre-Kindergarten Program (FCPK) is a grant program administered by the Office of School Readiness within the Alabama Department of Early Childhood Education (ADECE) under the Governor's Office. The program funds full-day preschool education for all four-year-old children in every county in a variety of settings including public schools, private centers, Head Start programs, community organizations, faith-based centers, colleges and universities, and military agencies. Funding for FCPK is distributed by the Alabama Education Trust Fund Budget through competitive grants at three levels for pre-K programs. Grantees must provide at least a 25% match to the awards locally, which can include sliding-scale fee revenue.
- 2. Arkansas:**
Arkansas Better Chance (ABC) programs may utilize the state (DESE-ABC) established annual fee schedule and sliding fee scale to determine eligibility of families with incomes between 200% and 250% FPL. Families who qualify for enrollment under a sliding fee scale pay fees directly to the local program. The amount of parent co-pay as determined by DESE-ABC is deducted from the reimbursement to the program.
- 3. Michigan:**
Intermediate School Districts (ISDs) serve as program grantees, but they may distribute funds to local school districts and to providers in community-based settings to offer the Great Start Readiness Program (GSRP). GSRP providers must attain a three-star or higher rating in Michigan's Great Start to Quality tiered rating and improvement system. Overall ISD funding is determined by the level of poverty in each ISD and a funding formula, with final grantee awards based on both a community needs assessment and a formula component.

NEXT STEPS:

As Maryland moves to expand voluntary, public PreK, MSDE will:

1. **Distribute funds to public providers.** MSDE will distribute the State Share of the PreK program directly to local school systems based on prior year enrollment. MSDE will, when necessary, withhold a portion of the State Share from local school systems to account for the Local Share.
2. **Distribute funds to private providers.** MSDE will distribute the State and Local Share of the PreK program funding directly to eligible, participating private providers. Private providers will receive a grant for the program and be required to submit monthly invoices for reimbursement. This process is currently in practice for the PreK Expansion Grants, and the currently eligible private providers are also PreK Expansion Grant recipients.
3. **Minimize Barriers for Private Providers.** Currently, MSDE provides a 15% advance payment to private providers to mitigate the challenges of meeting operating expenses, but a reimbursement-only model may impede the program's ability to scale and cause a burden for providers. That is, private providers rely on state funds to meet operating costs. Not all providers may be in a fiscal position to front the necessary costs of administering childcare to an expanding number of children. As a next step, MSDE will examine the impact of the reimbursement model on the capacity of providers to start and maintain their business operations amidst growing demand for open slots. Ultimately, the reimbursement methodology should not be a deterrent to private providers' participation in the program.

Requirement 3: Providing for Family Preference (Public or Private Program)

The Blueprint for Maryland's Future requires each county board and each eligible provider participating in publicly funded prekindergarten in the county to agree on a process by which families are provided with the ability to indicate a preference for, and enroll in, a state-funded, eligible public or private program within their local school system boundaries.

MARYLAND PREK PROGRAM:

Currently, families have a few limited options when it comes to understanding their options for accessing prekindergarten programs. A list of eligible Prekindergarten Expansion Grant providers is updated on the MSDE website and MSDE also provides a flyer listing public and private providers to each of the 113 local social service agencies. Families may also use one of two websites to find PreK programs. The LOCATE: Child Care website (marylandfamilynetwork.org/for-parents/locate-child-care) is a free and confidential referral service to support families in finding the best early learning program for their child. Additionally, Maryland EXCELS is a quality rating and improvement system for childcare, PreK and other early education programs that meet nationally recognized quality standards. The website (<https://marylandexcels.org/directory/>) helps families find high quality childcare and early learning programs that fit theirs and their children's needs. Both services use geo-mapping and mobile apps.

With the expansion of PreK under the Blueprint, MSDE expects that local school systems (with guidance and support from MSDE) will ensure that families are aware of all PreK options available to them, the potential differences between those options, and the process for enrolling in the option chosen by the family. MSDE will also work with aligned organizations in each district to ensure there is a "neutral party" (neither a private childcare provider nor the public local school system provider) that is also available to support families with selection of and enrollment in the chosen PreK option. Families should be given many important pieces of information, including what transportation is or is not provided by the local school system and an explanation that their ability to choose to enroll a child in a program outside the family's attendance area is available only for the prekindergarten year.

OTHER EXAMPLES:

1. [**A Guide to Unifying Enrollment: The What, Why, and How for Those Considering It - A report from the Center on Reinventing Public Education:**](#)
This guide helps city education leaders better understand the benefits and costs of a fully unified enrollment system. It outlines the questions decision-makers should ask before initiating enrollment system changes that affect families and both district and charter schools. This guide was inspired by the questions commonly asked by cities considering changes to their enrollment systems and draws from CRPE research on several cities at different stages of implementation.
2. **Denver:**
In the Denver Preschool Program, families can access a website to understand the benefits of PreK, locate program options in their communities, and find out the cost based on their income level. The program is operated by The Denver Preschool Program, Inc. an independent, non-profit organization created to operate the Denver Preschool Program under a contract with the City and County of Denver.

3. **Dallas:**
Dallas Independent School District (DISD) itself operates a unified enrollment system to match families to PreK providers – both their own, publicly operated programs and partnership sites. A partnership site is a quality childcare facility that has partnered with Dallas ISD to provide high quality education. Each participating classroom has a Dallas ISD certified teacher, and the student is dual enrolled with Dallas ISD. DISD has developed a centralized website for registration.
4. **Montgomery County:**
Montgomery County Public Schools currently uses a central enrollment process for Head Start and the school system PreK students, as well as sharing private provider options with parents. They have a large set of recruitment and outreach strategies in order to inform families of their choices for PreK. The actual enrollment process includes online and in person registration with family service workers assigned to families to help guide them through the process.
5. **Louisiana:**
The Louisiana Department of Education (LDOE) supports a statewide network of 65 community networks that includes every publicly funded PreK, childcare and Head Start. Each of the networks has a lead agency with authority to coordinate enrollment. Income verification is centralized in the enrollment system for many funding sources (Pre-K, Head Start, local funds).

NEXT STEPS:

As Maryland moves to expand voluntary, public PreK, MSDE will:

1. **Identify Eligible Private Providers.** MSDE will provide the local school systems with the lists of eligible private providers within their school system boundary. Written materials, including informational flyers and enrollment documents/forms will include specific information regarding preference for options in a public or private setting.
2. **Support Unified Enrollment Systems.** MSDE will encourage local school systems to explore moving towards a unified and common enrollment system for PreK students, which would include all public and private options in the local school system. This coordinated approach will allow for a single point of contact for families to enroll in any of the options available to them as well as create an opportunity for a much smoother transition between PreK and kindergarten enrollment. MSDE will work with local school systems to draft a memorandum of understanding (MOU) in support of this model to build partnerships between public and private providers. The implementation of this work aligns with the 13 licensing regions and should be coordinated with the existing Maryland Child Care Resource Network.
3. **Support Family Engagement, Equity of Access, and Socioeconomically Integrated Schools.** The MSDE will develop guidance documents for local school systems and counties to customize to their local context with some specific requirements to ensure that families fully understand all options available to them. Further, the department will support local school systems to ensure that any new choice systems include controls to prevent further segregation of students and cultivate multiple opportunities to build and sustain socioeconomically integrated PreK programs.
4. **Explore Legislation to Anchor the Work.** The MSDE will investigate and push for legislation that would fund and require the establishment of regional nonprofit entities to serve as family focused intermediaries who will be able to administer enrollment and application processes across all local providers. This legislation would also work to incentivize the creation of socioeconomically integrated PreK programs across Maryland.

Requirement 4: Calculating State, Local, and Family Share for Tier II Children

The Blueprint for Maryland's Future requires that "on or before July 1, 2022, the Department shall establish a sliding scale to calculate the family share required for Tier II children."

MARYLAND PREK PROGRAM:

Currently, there is no fee to families, regardless of income, for children attending PreK in public provider settings and in the Prekindergarten Expansion Grant program. Under the Blueprint, income eligibility is based on a system of tiers:

- **Tier I:** children from families with an annual income less than or equal to 300% FPL are eligible for publicly funded, full-day PreK at no charge to the family.
- **Tier II:** children from families with an annual income more than 300% FPL but not more than 600% FPL are eligible for a subsidized, full-day PreK.
- **Tier III:** children from families with an annual income above 600% FPL are eligible to attend full-day PreK at the full cost of the program.

The sliding scale fee methodology required by law allows MSDE to differentiate the cost of childcare for families within Tier II and to provide for a more nuanced, equitable approach to fee subsidizations. There are, however, multiple approaches to a sliding scale that have different impacts on eligible families. Existing practices from other states, districts in other states, and current draft federal legislation (see examples below) suggest two primary sliding scale approaches:

1. **Families must pay a portion of total cost of care;** that portion depends on where their income falls as compared to the federal poverty level (see Arkansas example and Blueprint options 1, 2, and 3 below)
2. **Families must pay a portion of their income;** that portion also depends on where their income falls as compared to the federal poverty level (see Durham, NC example and Blueprint option 4 below)

Data from existing state and district approaches provide the rationale for MSDE's Blueprint sliding scale options below. For example, Arkansas uses a quintile approach to the sliding scale.⁶ MSDE's first two options are in line with similar existing thresholds from other states. Option 3, specifically, lays out the same payment schedule posited in Maryland Commission on Innovation and Excellence in Education's Interim Report (January 2019).⁷ This option uses the same methodological basis as Options 2 and 3, but it includes substantially more payment thresholds in order to avoid fiscal cliffs between income thresholds and to smooth out shifts in payment burden as a family's income changes year to year. Option 4 operationalizes a sliding scale method in which families pay a percentage of their income, as done in Durham, North Carolina,⁸ and as proposed in recent federal bills to advance childcare subsidy programs.⁹

⁶ Arkansas' quintile-based sliding fee schedule is available in appendix F here:

https://dese.ade.arkansas.gov/Files/20201201155552_2019_20_ABC_Program_Manual_10_10_19.pdf

⁷ <http://dls.maryland.gov/pubs/prod/NoPblTabMtg/CmsnInnovEduc/2019-Interim-Report-of-the-Commission.pdf>

⁸ <https://durhamprek.org/wp-content/uploads/2020/03/FY21-PreK-Parent-FAQs-with-Sliding-Scale-ALL-LOGOS.pdf>

⁹ <https://docs.house.gov/meetings/ED/ED00/20210909/114029/BILLS-117-CommitteePrint2-S000185-Amdt-1.pdf>

OTHER EXAMPLES:

1. Arkansas:

The Arkansas Better Chance (ABC) program utilizes a state established annual fee schedule and sliding fee scale to determine eligibility of families with incomes between 200% FPL and 250% FPL. Under the schedule, families pay a particular percentage of the total cost of care, depending on their income. There are 4 levels on the scale, evenly divided (e.g., families in this “middle tier” pay either 20%, 40%, 60%, or 80% of the full cost).

2. Durham, North Carolina:

Based on a sliding fee schedule from 2020-2021, families with incomes below 400% FPL pay no tuition, and those families whose incomes range from 400% FPL through the cap of fees have their parent fee set at paying 4% of their monthly income per child.

MSDE BLUEPRINT OPTIONS UNDER CONSIDERATION:

The FY 2021 federal poverty level is \$26,500 for a family of four. The calculations in each option use FY 2021 federal poverty level for a family of four and the FY 2025 PreK Program per pupil amount of \$13,003. The options MSDE is considering for the sliding scale are outlined below.

Option 1: Family Pays Percent of Total Cost of Care: Three Levels

- Families with an annual income between 301% FPL and 400% FPL are eligible for full-day PreK at 25% of the per pupil cost.
- Families with an annual income between 401% FPL and 500% FPL are eligible for full-day PreK at 50% of the per pupil cost.
- Families with an annual income between 401% FPL and 600% FPL are eligible for full-day PreK at 75% of the per pupil cost.

Chart 1: Option 1

Federal Poverty Level	Annual Income Range	Family Share	Annual Amount	Monthly Amount
301% - 400%	\$ 79,765 - \$106,000	25%	\$3,251	\$325
401% - 500%	\$106,265 - \$132,500	50%	\$6,502	\$650
501% - 600%	\$132,765 - \$158,735	75%	\$9,752	\$975

Option 2: Family Pays Percent of Total Cost of Care: Five Levels

- Families with an annual income between 301% FPL and 360% FPL are eligible for full-day PreK at 10% of the per pupil cost.
- Families with an annual income between 361% FPL and 420% FPL are eligible for full-day PreK at 30% of the per pupil cost.
- Families with an annual income between 421% FPL and 480% FPL are eligible for full-day PreK at 50% of the per pupil cost.
- Families with an annual income between 481% FPL and 540% FPL are eligible for full-day PreK at 70% of the per pupil cost.

- Families with an annual income between 541% FPL and 600% FPL are eligible for full-day PreK at 90% of the per pupil cost.

Chart 2: Option 2

Federal Poverty Level	Annual Income Range	Family Share	Annual Amount	Monthly Amount
301% - 360%	\$ 79,765 - \$ 95,400	10%	\$1,300	\$130
361% - 420%	\$ 95,665 - \$111,300	30%	\$3,901	\$390
421% - 480%	\$111,565 - \$127,200	50%	\$6,502	\$650
481% - 540%	\$127,465 - \$143,100	70%	\$9,102	\$910
541% - 600%	\$143,365 - \$158,735	90%	\$11,703	\$1,170

Option 3: Family Pays Percent of Total Cost of Care: Fifteen Levels

- Income thresholds mirror those suggested in the Maryland Commission on Innovation and Excellence in Education’s Interim Report (January 2019, page 41).¹⁰
 - “To avoid a cliff effect whereby a small increase in income results in a significant loss of public support, there will be approximately 15 steps, with a 6-7 percentage point difference between each step.”
 - “Families with incomes above 600% FPL/\$150,000 for a family of four will pay the full cost for four-year-old PreK”

Chart 3: Option 3

Federal Poverty Level	Annual Income Range	Family Share	Annual Amount	Monthly Amount
301% - 320%	\$ 79,765 - \$ 84,800	6%	\$ 780	\$ 65
321% - 340%	\$ 85,065 - \$ 90,100	12%	\$ 1,560	\$ 130
341% - 360%	\$ 90,365 - \$ 95,400	19%	\$ 2,471	\$ 206
361% - 380%	\$ 95,665 - \$ 100,700	25%	\$ 3,251	\$ 271
381% - 400%	\$100,965 - \$106,000	31%	\$ 4,031	\$ 336
401% - 420%	\$106,265 - \$111,300	37%	\$ 4,811	\$ 401
421% - 440%	\$111,565 - \$116,600	44%	\$ 5,721	\$ 477
441% - 460%	\$116,865 - \$121,900	50%	\$ 6,502	\$ 542
461% - 480%	\$122,165 - \$127,200	56%	\$ 7,282	\$ 607

¹⁰ <http://dls.maryland.gov/pubs/prod/NoPblTabMtg/CmsnInnovEduc/2019-Interim-Report-of-the-Commission.pdf>

481% - 500%	\$127,465 - \$132,500	62%	\$ 8,062	\$ 672
501% - 520%	\$132,765 - \$137,800	69%	\$ 8,972	\$ 748
521% - 540%	\$138,065 - \$143,100	75%	\$ 9,752	\$ 813
541% - 560%	\$143,365 - \$148,400	81%	\$10,532	\$ 878
561% - 580%	\$148,665 - \$153,700	87%	\$11,313	\$ 943
581% - 599%	\$153,965 - \$158,735	94%	\$12,223	\$1,019

Option 4: Family Pays a Percent of Income – sliding scale; no more than 7% of annual income

- Families provide verification of total income
- MSDE calculates family share based on a sliding scale tied to the total family income (see chart below)

Chart 4: Option 4

Federal Poverty Level	Annual Income Range	Family Share: Percent of Annual Income	Annual Amount	Monthly Amount
301% - 360%	\$ 79,765 - \$ 95,400	1%	\$797 - \$954	\$66 - \$80
361% - 420%	\$ 95,665 - \$111,300	2%	\$1,913 - \$2,226	\$159 - \$186
421% - 480%	\$111,565 - \$127,200	4%	\$4,463 - \$5,080	\$372 - \$423
481% - 540%	\$127,465 - \$143,100	6%	\$7,648 - \$8,586	\$637 - \$716
541% - 600%	\$143,365 - \$158,735	7%	\$10,035 - \$11,111	\$836 - \$926

NEXT STEPS:

As Maryland moves to expand voluntary, public PreK, MSDE will:

1. **Gather Input.** MSDE will share and vet the proposed sliding scale options with local school systems and community providers, as well as families themselves – especially those families most historically unable to access high quality PreK.
2. **Model Impact.** MSDE will also continue to evaluate the distribution of eligible families within the selected scale. If, for example, eligible families cluster within a particular sliding fee range and are not evenly distributed, MSDE may need to adjust the cutoffs in the sliding scale option to distribute eligible families within the range more evenly.
3. **Select and Disseminate a Sliding Scale.** MSDE will select the option for establishing the sliding scale based on input from stakeholders and an evaluation of the projected impact.

Requirement 5: Prekindergarten Supplemental Grant (Recommendations)

The Blueprint for Maryland's Future requires MSDE to report on "recommendations on whether to extend the prekindergarten supplemental grant provided under § 5-232 of this subtitle." The Prekindergarten Supplemental Grants were authorized for State Fiscal Year (SFY) 2020 and SFY 2021 to provide funding to all local school systems for the number of four-year-old children served in full-day prekindergarten the previous year, regardless of income.

MARYLAND PREK PROGRAM:

Using the Prekindergarten Supplemental Grants, 6 local school systems were able to provide full-day PreK for four-year-old children from any family that wished to participate: Baltimore City, and Garrett, Kent, Somerset, Talbot, and Washington Counties. School systems had the option of expanding as quickly or slowly as they preferred. Coupled with the Prekindergarten Expansion Grants made to local school systems and private providers to serve three- and four-year-old children at 300% FPL, Maryland effectively initiated a mixed-delivery system.

NEXT STEPS / RECOMMENDATIONS:

- 1. Continue Prekindergarten Supplemental Grants in FY 2023 and FY 2024 and use the funds to pay for full-day PreK for all enrolled four-year-old students.** Expanding the grant program will:
 - Address Data Shortages.** In the 2021-2022 school year, local school systems were unable to report enrollment data for three- and four-year-old students by tiers of income eligibility. Therefore, it is not possible to determine the State share based on the number of students in Tier I enrolled in FY 2022 for the next fiscal year's budget. Continuing the Supplemental Grants will allow for a transition period in which local school systems collect and report data on family income aligned to the Blueprint Tiers and ensure there are no unintended consequences of high-income families not having access to PreK. It is therefore recommended that the Prekindergarten Supplemental Grants continue, and funding be calculated on enrollment of all three- and four-year-old students on September 30, 2021 using the state share of the per pupil amount funding for State PreK (\$10,094) as indicated in the Blueprint for Maryland's Future.
 - Maintain Access for "Tier II" families.** The Prekindergarten Supplemental Grants are pivotal to PreK stability and sustainability at the local level. The funding also provides for more universal access to PreK. Therefore, it is further recommended that the Prekindergarten Supplemental Grants continue in FY 2024, prior to the sliding scale being implemented for Tier II families (those with income between 300% - 600% FPL), which is scheduled to occur in FY 2025.
- 2. MSDE recommends extending the Prekindergarten Expansion Grant Program beyond FY 2025.** Expansion of both public and private provider capacity to increase the number of three- and four-year-old children served depends upon this grant program. As new eligible private providers participate in the Maryland PreK Program, they will leverage the PreK expansion grant funding to increase the capacity, quality, and sustainability of their programs. Extending this grant program

will provide time to fully develop a viable mixed-delivery system in Maryland. Specifically, extending the grant program will allow:

- Additional private providers the opportunity to participate in publicly funded PreK
- Private providers additional time to develop the infrastructure necessary to expand and sustain high-quality PreK slots to meet the requirement that a minimum of 50% of eligible PreK seats are located in private providers
- Local school systems additional time to implement income eligibility determination procedures to identify families with annual incomes at different levels of federal poverty
- Local school systems to further develop relationships with private providers within their jurisdiction, supporting the mixed-delivery model envisioned in the Blueprint for Maryland's Future.

March 2022

Participating Child Care Programs Statewide

Percent of All Licensed Child Care Programs Participating
66%
Percent of All Child Care Centers Participating
82%
Percent of All Family Child Care Homes Participating
57%

State Licensed Programs and Maryland EXCELS Participating Programs

Jurisdiction	Total Licensed Child Care Programs*	Maryland EXCELS Participating Child Care Centers	Maryland EXCELS Participating Family Child Care	Maryland EXCELS Participating Public Prek	% Licensed Child Care Programs Participating*
Allegany	61	17	32	4	80%
Anne Arundel	594	187	157	6	58%
Baltimore	969	309	359	4	69%
Baltimore City	690	243	370	22	89%
Calvert	127	42	45	1	69%
Caroline	66	8	29	5	56%
Carroll	176	70	28	4	56%
Cecil	100	31	34	0	65%
Charles	238	61	97	4	66%
Dorchester	50	8	27	7	70%
Frederick	384	96	107	14	53%
Garrett	22	11	10	6	95%
Harford	320	85	112	9	62%
Howard	432	146	111	11	59%
Kent	22	4	10	1	64%
Montgomery	1249	374	419	33	63%
Prince George's	955	274	409	26	72%
Queen Anne's	78	12	27	2	50%
Saint Mary's	169	24	39	2	37%
Somerset	25	7	13	2	80%
Talbot	60	17	18	5	58%
Washington	194	50	70	24	62%
Wicomico	118	34	55	11	75%
Worcester	36	11	10	5	58%
Grand Total	7,135	2,121	2,588	208	66%

*Does not include Public Prekindergarten programs.



Maryland State Department of Education
 Division of Early Childhood
 200 West Baltimore Street
 Baltimore, Maryland 21201



March 2022

Maryland EXCELS Quality Rated Programs Statewide

Percent of Quality Rated Child Care Centers
76%
Percent of Quality Rated Family Child Care Homes
50%

Maryland EXCELS Programs by Quality Rating and County

Jurisdiction	Quality Rating 1	Quality Rating 2	Quality Rating 3	Quality Rating 4	Quality Rating 5	Grand Total
Allegany	23	2	15	2	6	48
Anne Arundel	186	16	73	9	17	301
Baltimore	413	48	104	10	43	618
Baltimore City	380	42	123	9	36	590
Calvert	52	9	13	3	7	84
Caroline	16	2	6	0	9	33
Carroll	50	9	13	3	21	96
Cecil	37	3	15	1	0	56
Charles	109	9	17	0	9	144
Dorchester	17	2	10	3	7	39
Frederick	100	20	31	6	19	176
Garrett	10	0	1	1	12	24
Harford	110	29	23	1	18	181
Howard	146	39	20	0	23	228
Kent	8	0	0	1	2	11
Montgomery	378	60	179	20	80	717
Prince George's	473	40	79	14	26	632
Queen Anne's	24	4	2	0	5	35
Saint Mary's	43	4	2	0	3	52
Somerset	7	2	5	0	6	20
Talbot	16	5	2	0	8	31
Washington	54	14	22	2	26	118
Wicomico	43	2	28	2	17	92
Worcester	7	0	4	1	8	20
Grand Total	2,702	361	787	88	408	4,346

For additional information, visit the Maryland EXCELS website at MarylandEXCELS.org



Maryland State Department of Education
 Division of Early Childhood
 200 West Baltimore Street
 Baltimore, Maryland 21201