



Carey M. Wright, Ed.D.
Interim State Superintendent of Schools

TO: Members of the State Board of Education
FROM: Carey M. Wright, Ed.D., Interim State Superintendent of Schools
DATE: December 5, 2023
SUBJECT: Maryland School Report Card Results, SY 2022-2023



Purpose

The purpose of this item is to provide an overview of the Maryland School Report Card and highlight the results from SY 2022-2023 including the star rating of schools and accountability system school designations.

Background/Historical Perspective

With the Every Student Succeeds Act (ESSA), Maryland submitted a consolidated state plan detailing how the law will be implemented, including how it will hold schools accountable for student performance. The State plan was approved by the U.S. Department of Education in early 2018, and the first Maryland School Report Cards were released later that year. The State released two years of results (SY 2017-2018 and SY 2018-2019) prior to the COVID-19 pandemic.

Recognizing the extraordinary circumstances from the COVID-19 pandemic the U.S. Department of Education granted Maryland waivers from the accountability requirements of the ESEA for the 2019-2020 and 2020-2021 school years and the assessment requirements for the 2019-2020 school year. The publication of Maryland School Report Cards was paused until the SY 2021-2022 year three results. Due to the pandemic, the SY 2021-2022 results included one-year adjustments for chronic absenteeism and growth. The Maryland School Report Card SY 2022-2023 year four results return to the pre-pandemic methodology.

Executive Summary

The presentation will provide information on the following:

1. Maryland School Report Card Overview
2. Maryland School Report Card Results SY 2022-2023
3. Timeline for Publication of Maryland School Report Cards

Action

No action is required; this information is for discussion only.

Attachments

2023 MD School Report Card..pdf

DIVISION OF ASSESSMENT, ACCOUNTABILITY, AND PERFORMANCE REPORTING

MARYLAND STATE
DEPARTMENT OF EDUCATION

Maryland School Report Card Results, SY 2022-2023

December 2023

Presented By | Chandra Haislet, Assistant State Superintendent



A photograph of a smiling teacher with curly blonde hair giving a high-five to a young student with curly dark hair in a classroom. The teacher is wearing a green shirt, and the student is wearing a yellow and black striped shirt. Other students are visible in the background.

Presentation Outline

1. Maryland School Report Card Overview
2. Maryland School Report Card Results SY 2022-2023
3. Timeline for Publication of School Report Cards



Maryland School Report Card Overview

1. Maryland School Report Card Overview
2. Maryland School Report Card Results SY 2022-2023
3. Timeline for Publication of School Report Cards

Maryland Accountability System Overview

- The Maryland Accountability System is based on 100 total possible points on indicators which vary by grade span.
- The SY 2022-2023 results return to the methodology outlined in Maryland’s ESSA state plan.
- New this year is the inclusion of social studies grade 8 assessment measure in the Academic Progress indicator for middle schools.
- Comprehensive Support and Improvement (CSI), and Additional Targeted Support and Improvement (ATSI) schools are identified on a three-year cycle and are not identified this year. Schools identified from the school year 2021-2022 data continue to receive supports and interventions.

Indicator	SPAN	Measure
Academic Achievement	EMH	Achievement composite
Academic Progress	EM	Academic growth
	EM	Credit for completion of a well-rounded curriculum
	EM	
Progress in Achieving ELP	EMH	Progress in achieving English language proficiency
School Quality and Student Success	EMH	Chronic absenteeism
	EMH	Maryland School Survey
	EMH	Access to a well-rounded curriculum
Graduation Rate	H	Adjusted cohort graduation rate composite
Readiness for Postsecondary Success	H	On-track in 9th grade
	H	Credit for completion of a well-rounded curriculum

Maryland Accountability System reporting on Maryland School Report Cards.

Total earned percent

- Each school’s total earned points, divided by its total possible points
- Ex: If a school earned 55 points out of a possible 85 points, its total earned percent is 55/85 or 65%.

Awarded stars

- Each school will be awarded stars based on its total earned percent.
- Ex: If a school earned 65% of the total possible points, four stars will be awarded.

Percentile rank

- Each school will receive a percentile rank, comparing its performance to all other Maryland schools of the same grade span (elementary, middle, or high).
- Ex: About 77 percent of Maryland elementary schools earned less than 65% percent of their total possible points. An elementary school with a total earned percent of 65% is therefore in the 77th percentile—it performed better than 77 percent of Maryland elementary schools.

Awarded Stars	Total Earned Percent
★★★★★	75% or greater
★★★★	60% or greater and less than 75%
★★★	45% or greater and less than 60%
★★	30% or greater and less than 45%
★	Less than 30%

Maryland School Report Card Results

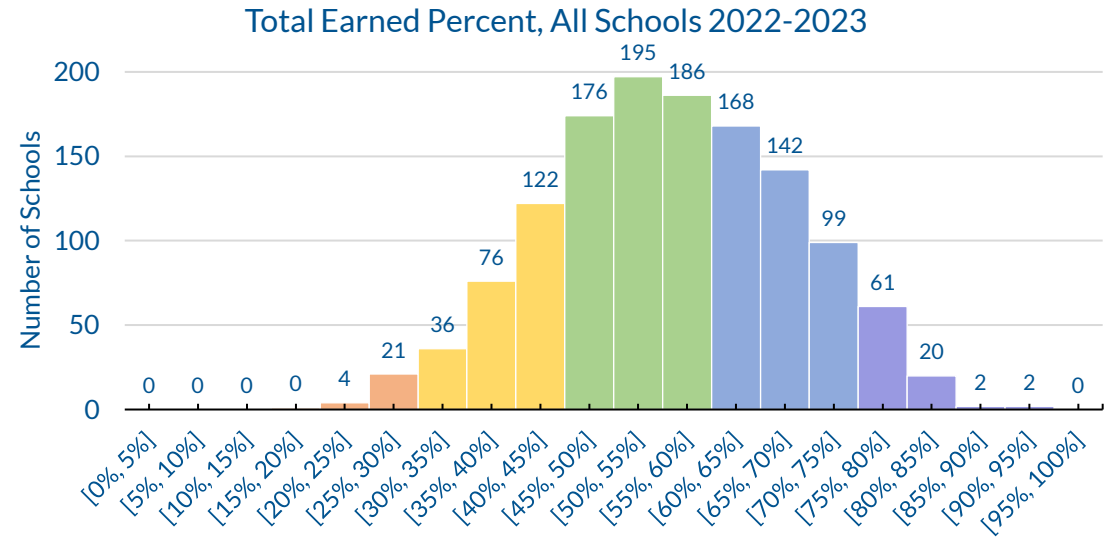
A photograph of a teacher with glasses and a grey cardigan pointing towards a whiteboard in a classroom. Several students' hands are raised in the foreground, indicating an interactive lesson. The image is overlaid with a blue tint.

1. Maryland School Report Card Overview
2. Maryland School Report Card Results SY 2022-2023
3. Timeline for Publication of School Report Cards

Star Rating by School Type, SY 2022-2023

Across all school types, 37% of schools earned a star rating of 4 or 5.

Over 75% of schools earned a star rating of 3, 4, or 5.



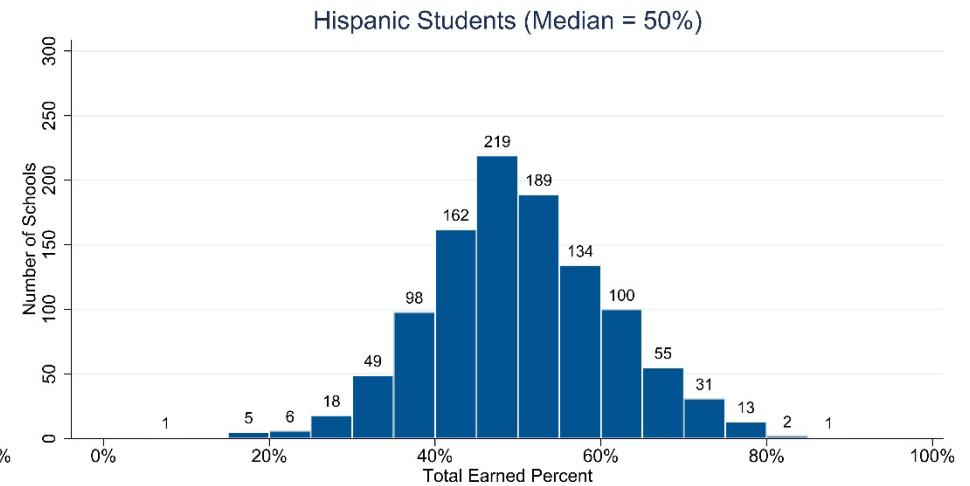
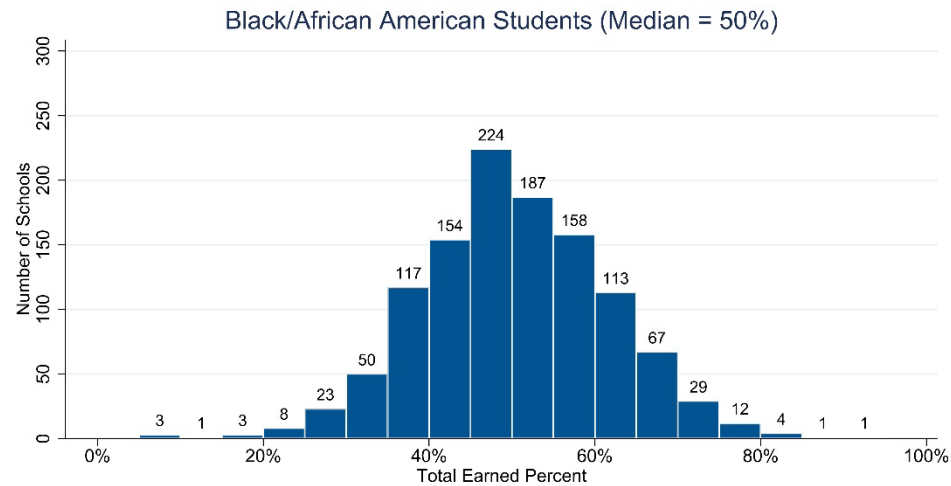
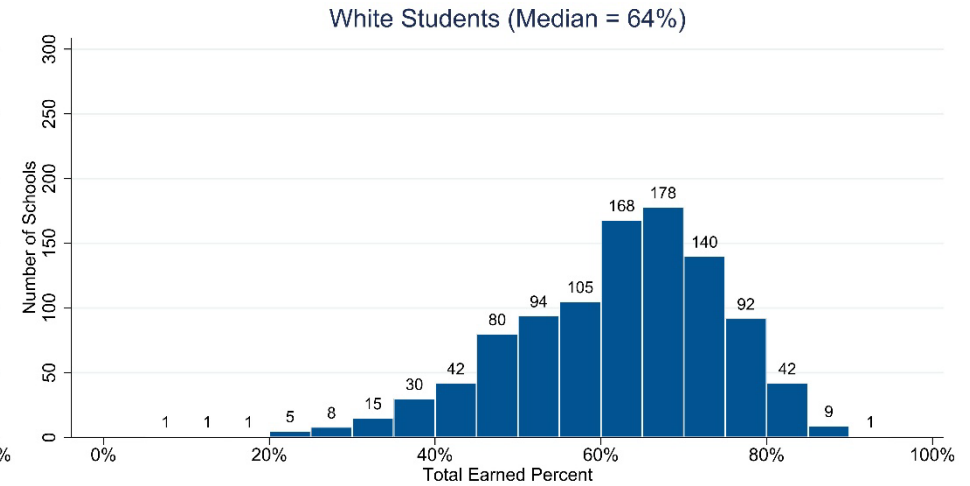
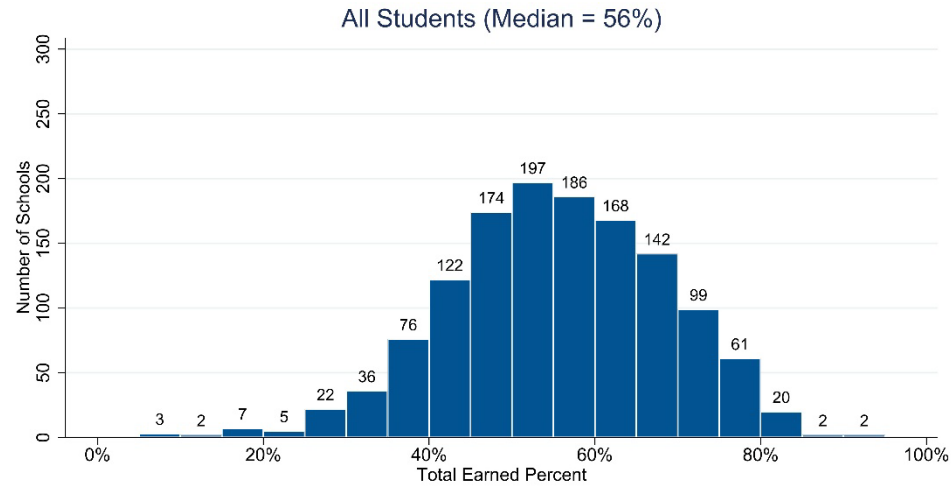
		ALL SCHOOLS	ELEMENTARY	MIDDLE	HIGH	COMBINED
Total Earned Percent	Awarded Stars	N (%)	N (%)	N (%)	N (%)	N (%)
Less than 30%	★	25 (2%)	5 (1%)	8 (4%)	4 (2%)	8 (6%)
30% or greater and less than 45%	★★	234 (18%)	55 (7%)	77 (36%)	45 (23%)	57 (42%)
45% or greater and less than 60%	★★★	557 (42%)	349 (46%)	79 (37%)	87 (44%)	42 (31%)
60% or greater and less than 75%	★★★★	409 (31%)	283 (37%)	50 (23%)	49 (25%)	27 (20%)
75% or greater	★★★★★	85 (6%)	69 (9%)	0 (0%)	15 (8%)	1 (1%)

Note: Only schools that have at least 45 total points possible receive a star rating. SY 2022-2023 results are preliminary. Final data will be published December 13, 2023 on the Maryland Report Card website.

Results by Race/Ethnicity, SY 2022-2023

School Report Card results are provided by student groups.

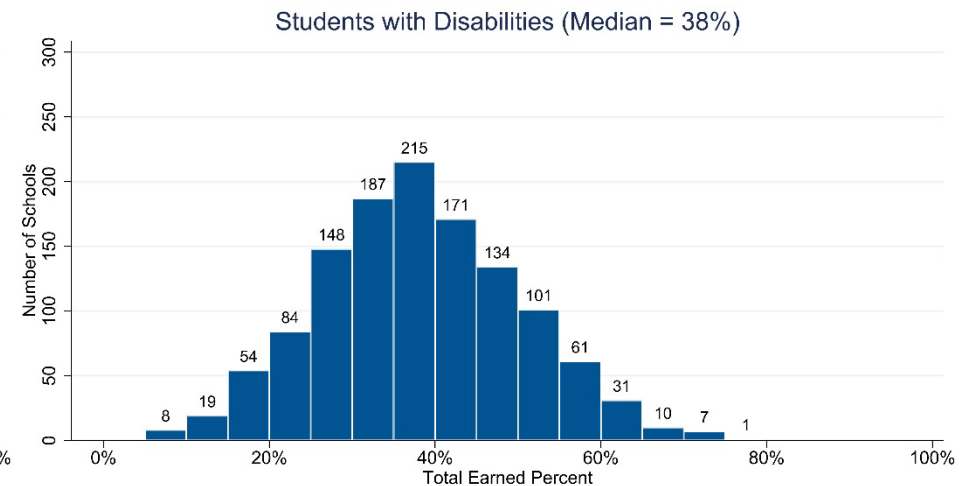
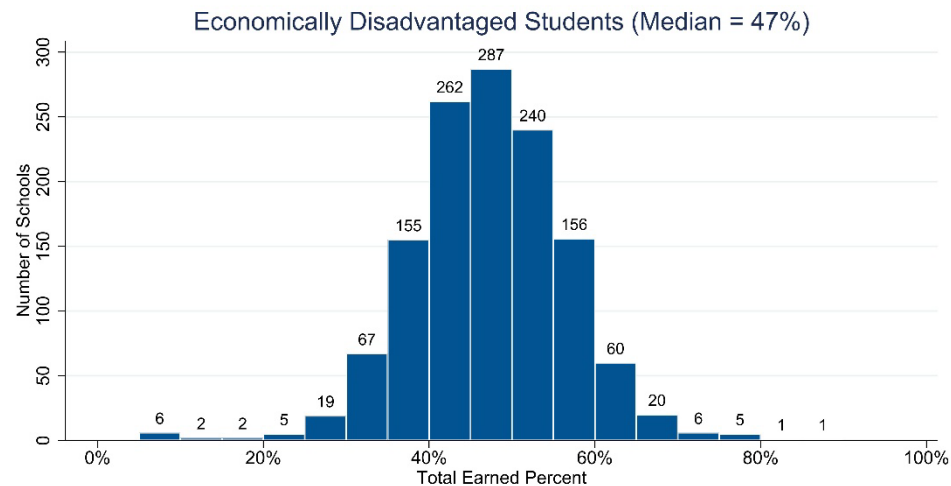
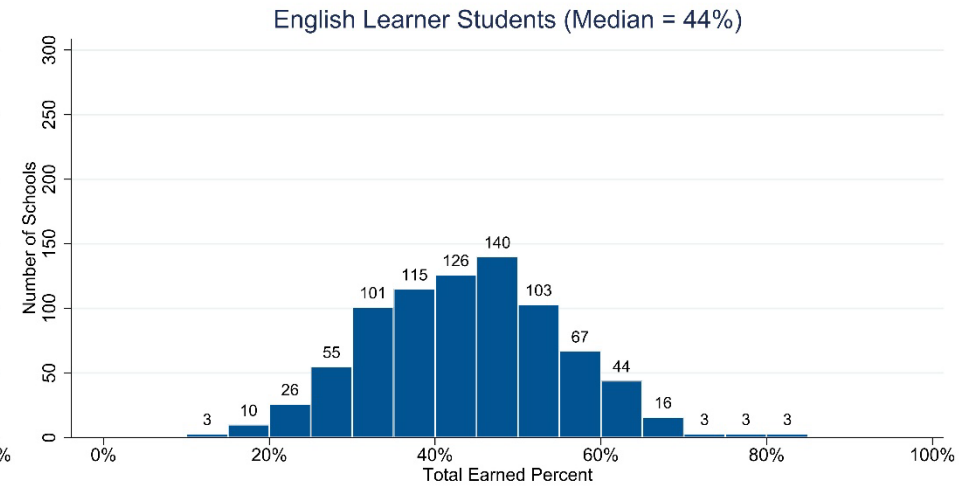
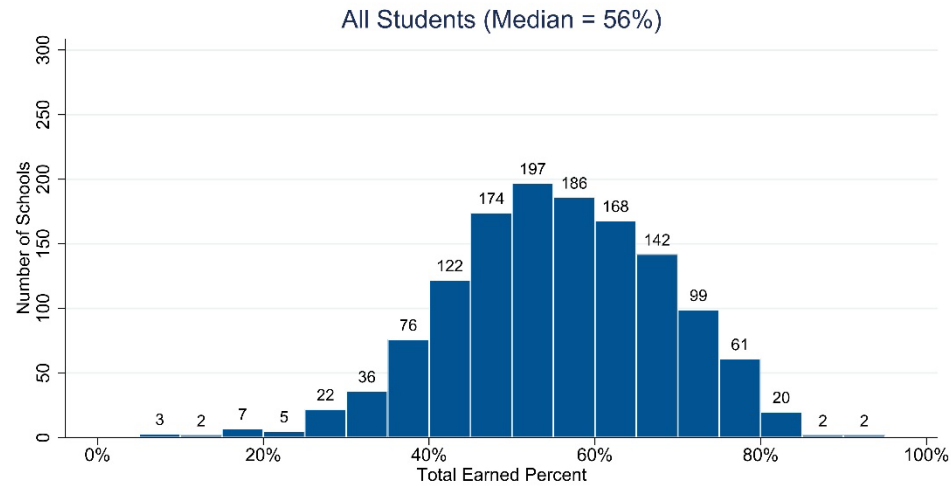
Both Black/African American and Hispanic student group data show lower results as compared to the White student group and All students.



Note: SY 2022-2023 results are preliminary. Final data will be published December 13, 2023 on the Maryland Report Card website.

Results by Student Group, SY 2022-2023

School Report Card results show that English learner, economically disadvantaged, and students with disability student groups perform lower than All students.



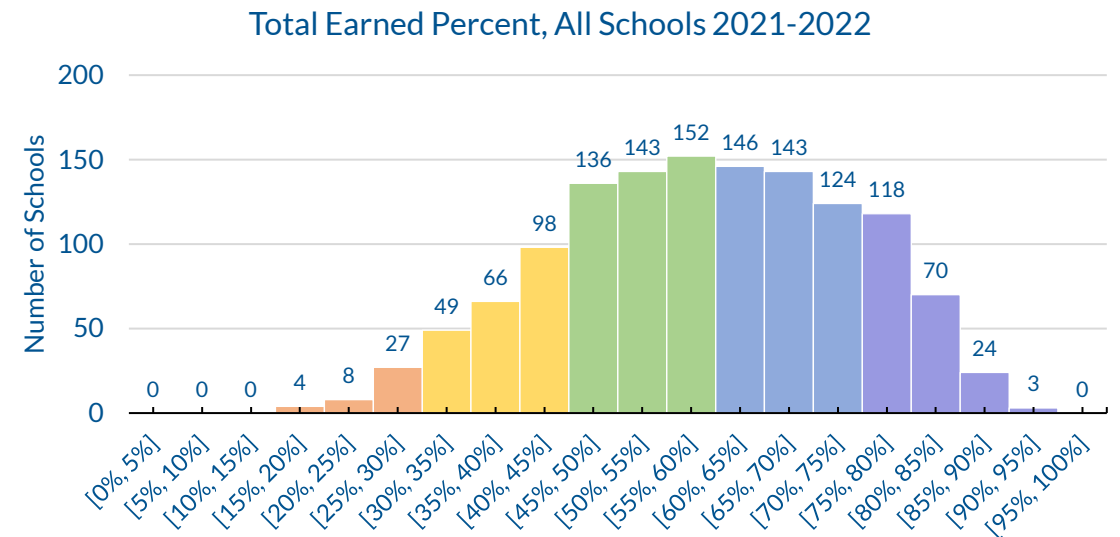
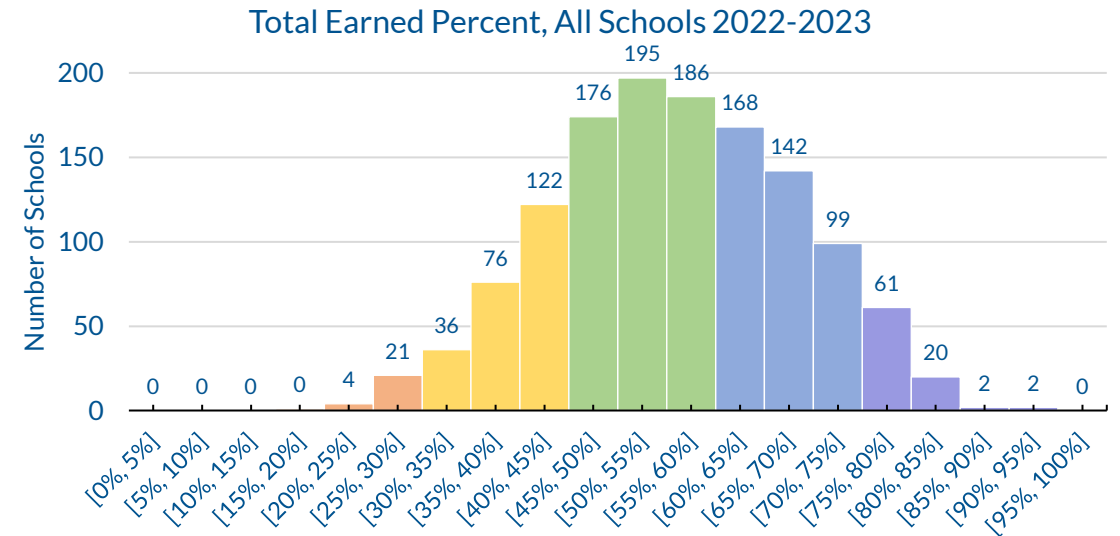
Note: SY 2022-2023 results are preliminary. Final data will be published December 13, 2023 on the Maryland Report Card website.

Star Ratings, SY 2022-2023 and SY 2021-2022

Across all school types, more schools earned 3-stars in the accountability system in SY 2022-2023 as compared to SY 2021-2022.

This trend is accompanied by a decrease in the number of schools receiving 5-stars.

Total Earned Percent	Awarded Stars
Less than 30%	★
30% or greater and less than 45%	★★
45% or greater and less than 60%	★★★
60% or greater and less than 75%	★★★★
75% or greater	★★★★★



Note: Only schools that have at least 45 total points possible receive a star rating. SY 2022-2023 results are preliminary. Final data will be published December 13, 2023 on the Maryland Report Card website.

How many schools had a star rating change in SY 2022-2023?

Most schools had the same star rating in SY 2022-2023 as compared to SY 2021-2022. Of the schools that changed star ratings, more than three times as many had a lower star rating as had a higher rating.

		SY 2023					
		1 star	2 stars	3 stars	4 stars	5 stars	Total
SY 2022	1 star	14	23	0	0	0	37
	2 stars	9	151	49	1	0	210
	3 stars	1	60	341	28	0	430
	4 stars	0	0	159	244	9	412
	5 stars	0	0	4	135	76	215
	Total	24	234	553	408	85	1,304

Change from 2022	Number of Schools	Percent of Schools
+ two stars	1	0.1%
+ one star	109	8.4%
no change	826	63.3%
- one star	363	27.8%
- two stars	5	0.4%

Note: Counts are based on schools with a star rating in both 2022 and 2023. SY 2022-2023 results are preliminary. Final data will be published December 13, 2023 on the Maryland Report Card website.

New Measure: MCAP Social Studies Grade 8 Assessment

- MCAP Social Studies assessment is administered at the end of Grade 8 and consists of four, 40-minute sections. The first operational administration took place in SY 2022-2023.
 - Measures the percent of grade 8 students scoring at or above proficiency on six Maryland Social Studies Standards: Civics, Peoples and Nations of the World, Geography, Economics, History, and Skills and Processes.
 - A **standard setting panel of Maryland educators** convened on **July 17–18, 2023** to determine the cut scores for each of the **four performance levels: Beginning Learners, Developing Learners, Proficient Learners, and Distinguished Learners.**
- The More Learning Less Testing Act of 2017 (Md. Ed. Art §7-203) required the development and implementation of a middle school grade band social studies assessment.
- With the SY 2022-2023 School Report Cards, this state requirement is now incorporated within the Academic Progress Indicator for Middle Schools. The measure is worth 3.5 points.

Based on state-level accountability results, **37%** of eighth grade students scored at or above proficiency on the MCAP Social Studies 8 assessment.

Maryland State Social Studies Standards approved March 24, 2020: <https://marylandpublicschools.org/about/Pages/DCAA/Social-Studies/MSSS.aspx>

Timeline for Publication of School Report Cards



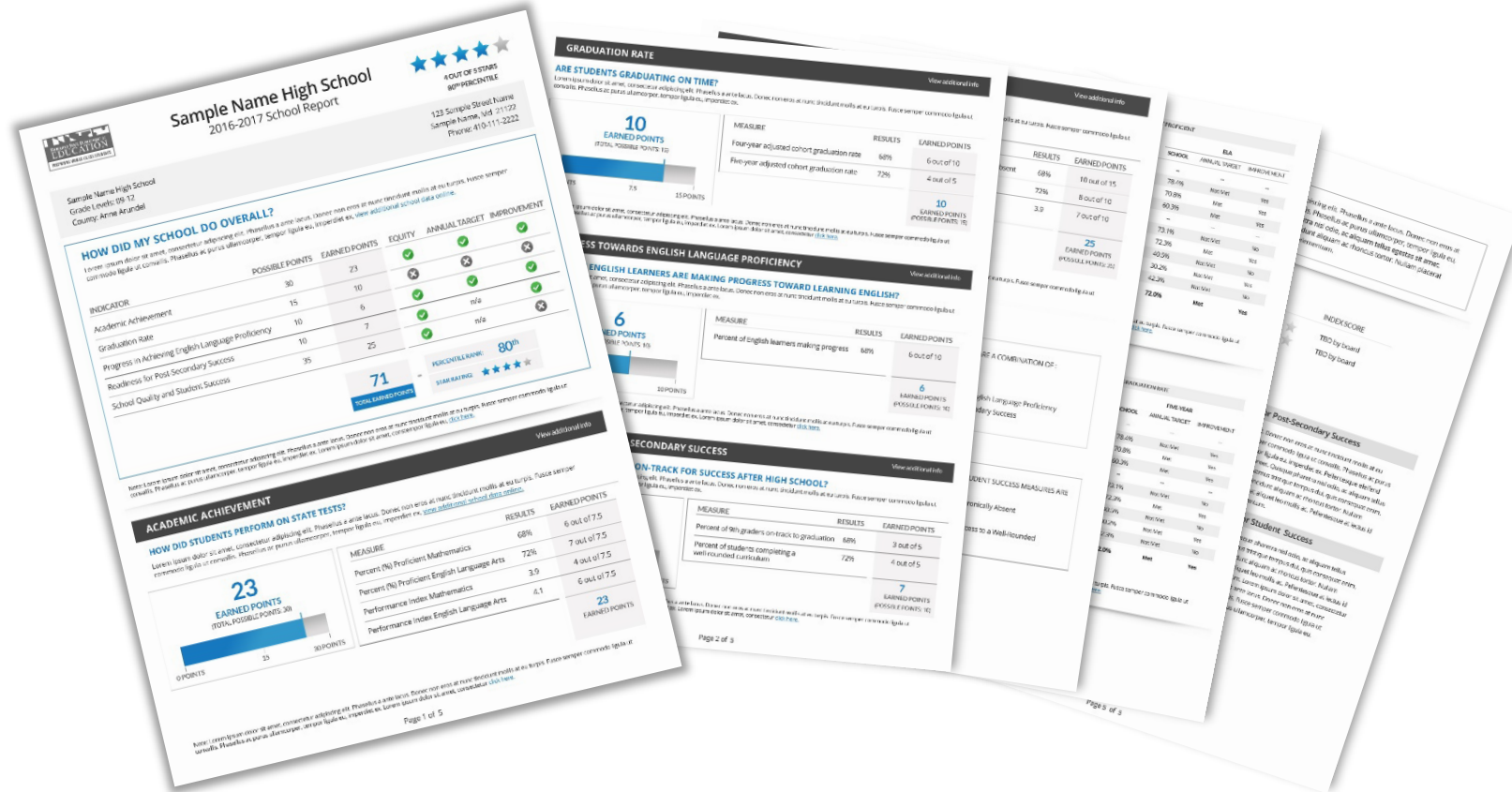
1. Maryland School Report Card Overview

2. Maryland School Report Card Results SY 2022-2023

3. Timeline for Publication of School Report Cards

Maryland School Report Card Timeline

- SY 2022-2023 School Report Card data will be published on **December 13, 2023.**
- Each school's results will be reported on the Maryland Report Card website (mdreportcard.org).
- The Maryland School Report Card includes disaggregated data showing the performance of each student group.
- A downloadable report is available for each school.



<https://reportcard.msde.maryland.gov/>