


---

**TO:** Members of the State Board of Education

**FROM:** Carey M. Wright, Ed.D., Interim State Superintendent of Schools: 

**DATE:** March 26, 2024

**SUBJECT:** Graduation Rate Information

---

### **Purpose**

To provide the State Board graduation rate information including 4-year Adjusted Cohort Graduation Rate, 5-year Adjusted Cohort Graduation Rate, 4-year Dropout Rate, and postsecondary enrollment.

### **Background**

The Maryland State Department of Education (MSDE) collects data from local education agencies (LEAs) to meet federal and state requirements. The 4-year Adjusted Cohort Graduation Rate is a federally required calculation that provides a measure of the percent of students that successfully complete high school in 4 years with a regular high school diploma. The measure provides a uniform and accurate measure that is comparable across states, LEAs, and individual schools, and consistent reporting over time. Additionally, Maryland calculates a 5-year Adjusted Cohort Graduation Rate, and a 4-year Adjusted Cohort Dropout Rate.

### **Executive Summary**

This presentation provides updates on the following data:

1. School year 2022-2023 high school diploma and certificate counts;
2. School year 2022-2023 Adjusted Cohort 4-year Graduation Rate and Dropout Rate;
3. School year 2021-2022 Adjusted Cohort 5-year Graduation Rate; and
4. Postsecondary enrollment data for the 2022 graduating class from Maryland public schools;

Data presented will be published on the Maryland Report Card website, <https://reportcard.msde.maryland.gov/> by noon on March 26, 2024.

### **Action**

No action is required; this information is for discussion only.

**Attachments**

Graduation Rate Information.pptx

Graduation Rate Information.pdf



DIVISION OF ASSESSMENT, ACCOUNTABILITY, PERFORMANCE REPORTING AND RESEARCH

# Graduation Rate Information

March 26, 2024

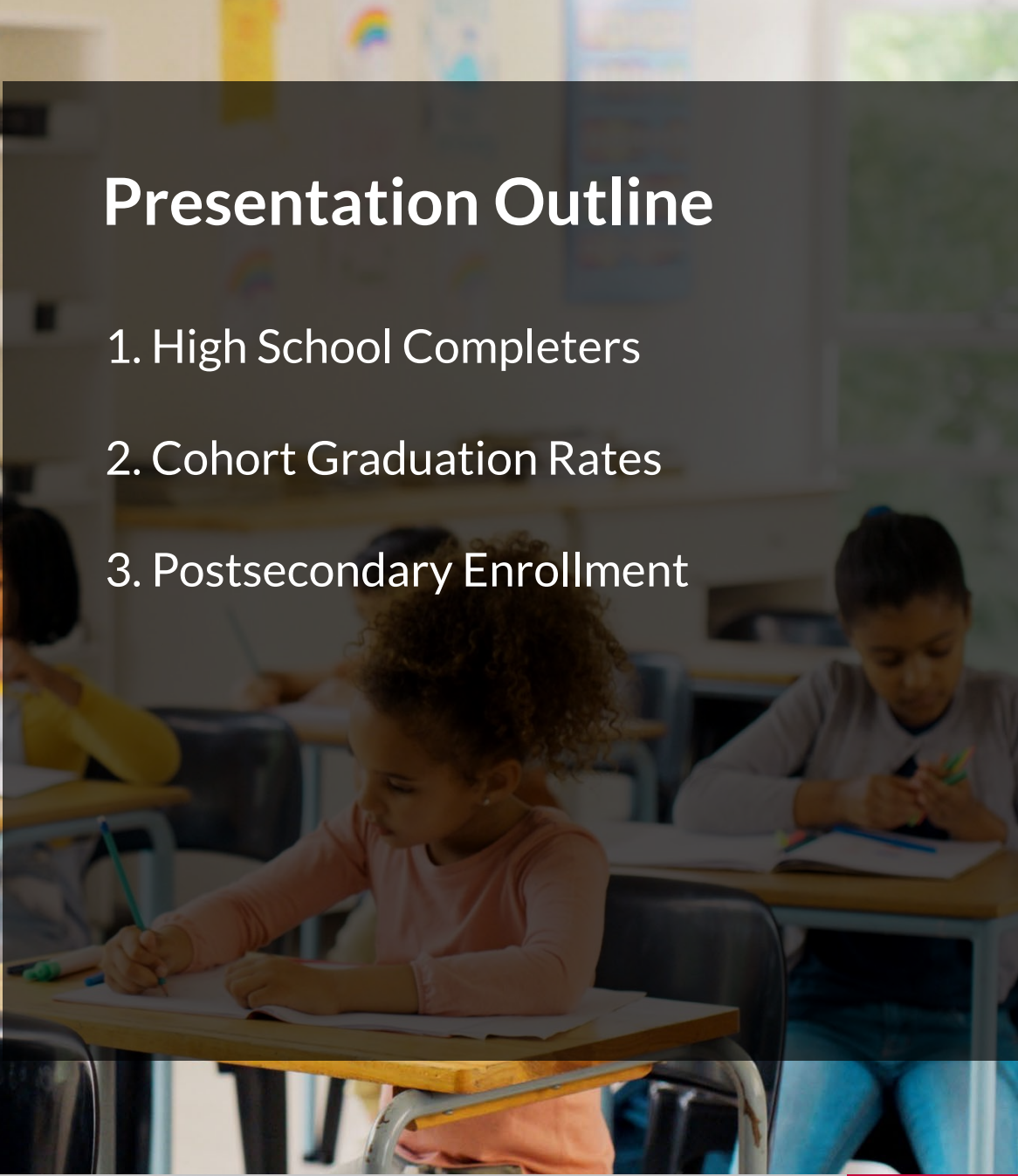
Presented By | Chandra Haislet, Assistant State Superintendent





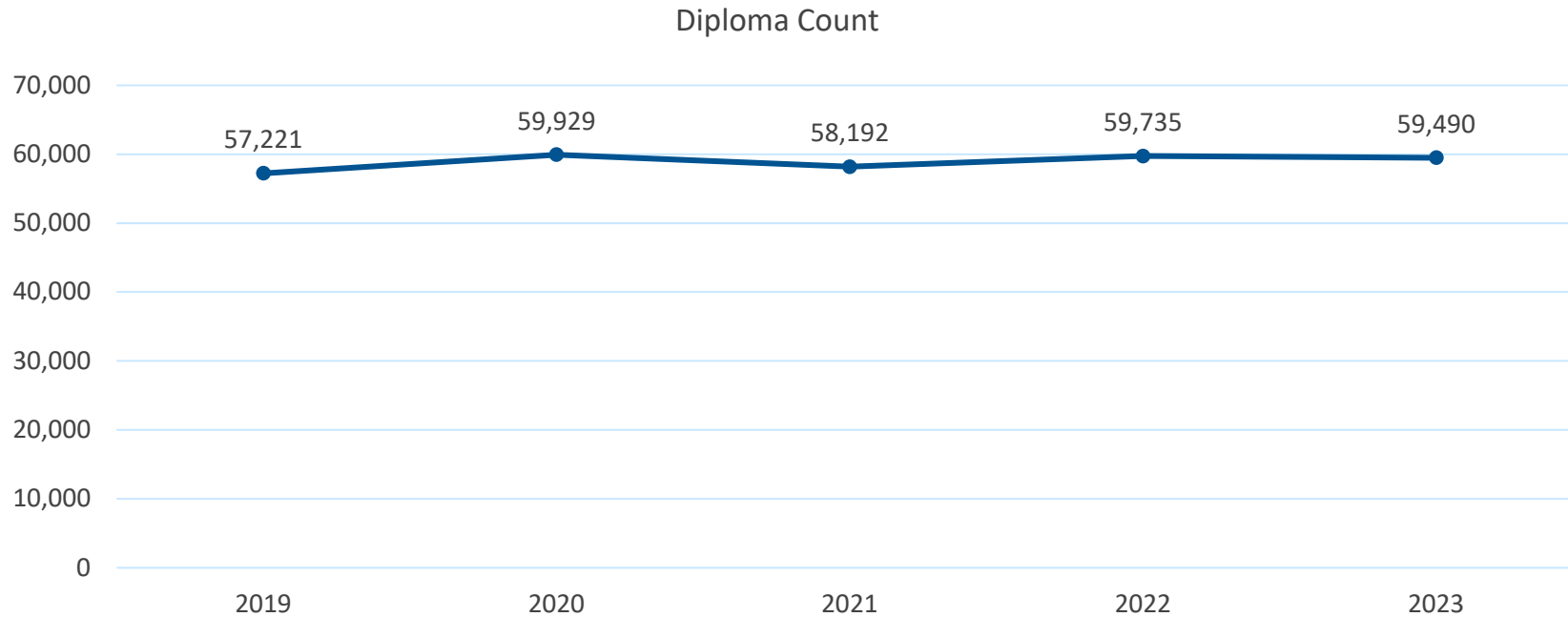
# Presentation Outline

1. High School Completers
2. Cohort Graduation Rates
3. Postsecondary Enrollment



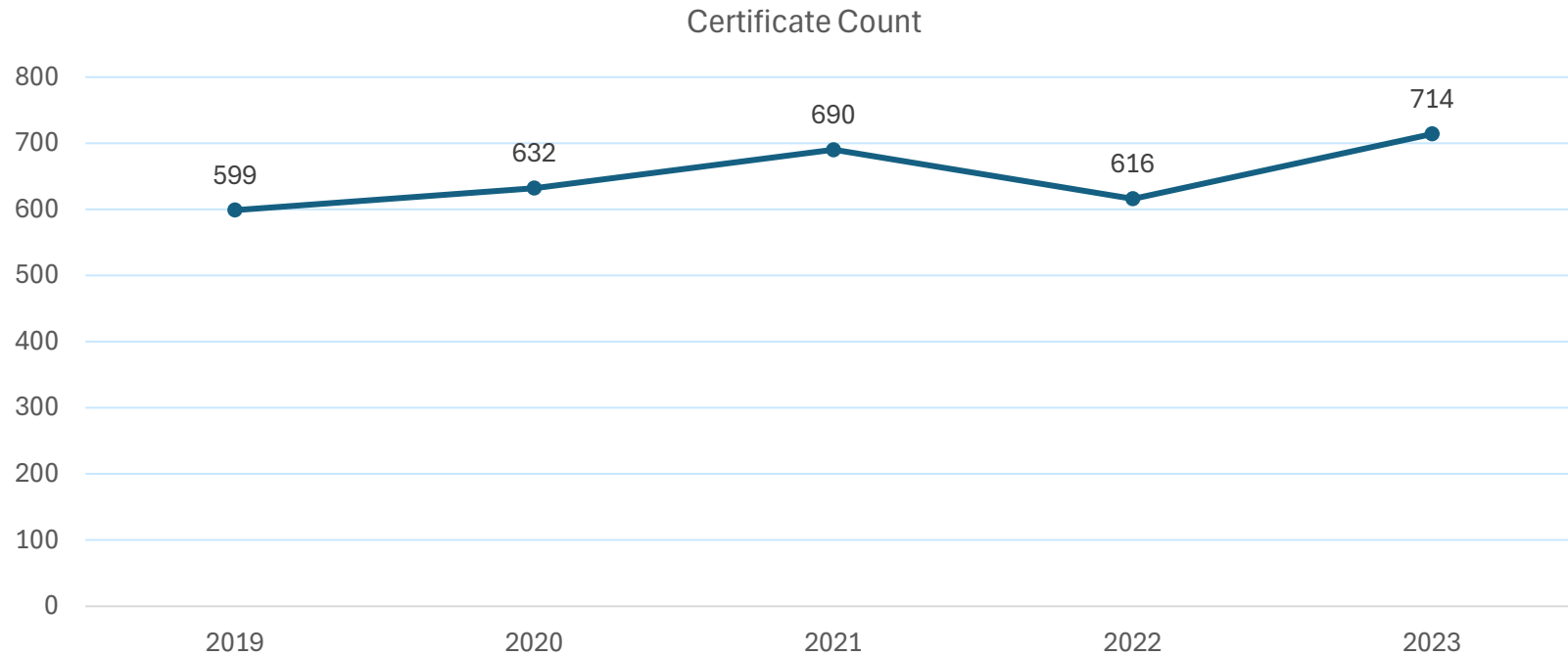
# High School Diplomas 5-Year Trend

To be awarded a Maryland High School Diploma, a student must (1) complete the enrollment, credit, and service requirements, (2) complete local education agency requirements, and (3) meet the graduation assessment requirements.



# High School Certificates 5-Year Trend

A Maryland High School Certificate of Program Completion is awarded to students with disabilities who cannot meet the requirements for a diploma but who meet alternative standards under COMAR 13A.03.02.09E.



# Maryland Adjusted Cohort Graduation Rates Overview

An **adjusted graduation cohort** is a group of students who begin as first-time ninth graders in a particular school year.

- It is called “adjusted cohort” because students who transferred in during the four years of high school are added to the cohort, while students who transferred out and others are removed.
- Maryland measures a four-year and a five-year adjusted cohort graduation rate, and a four-year dropout rate.

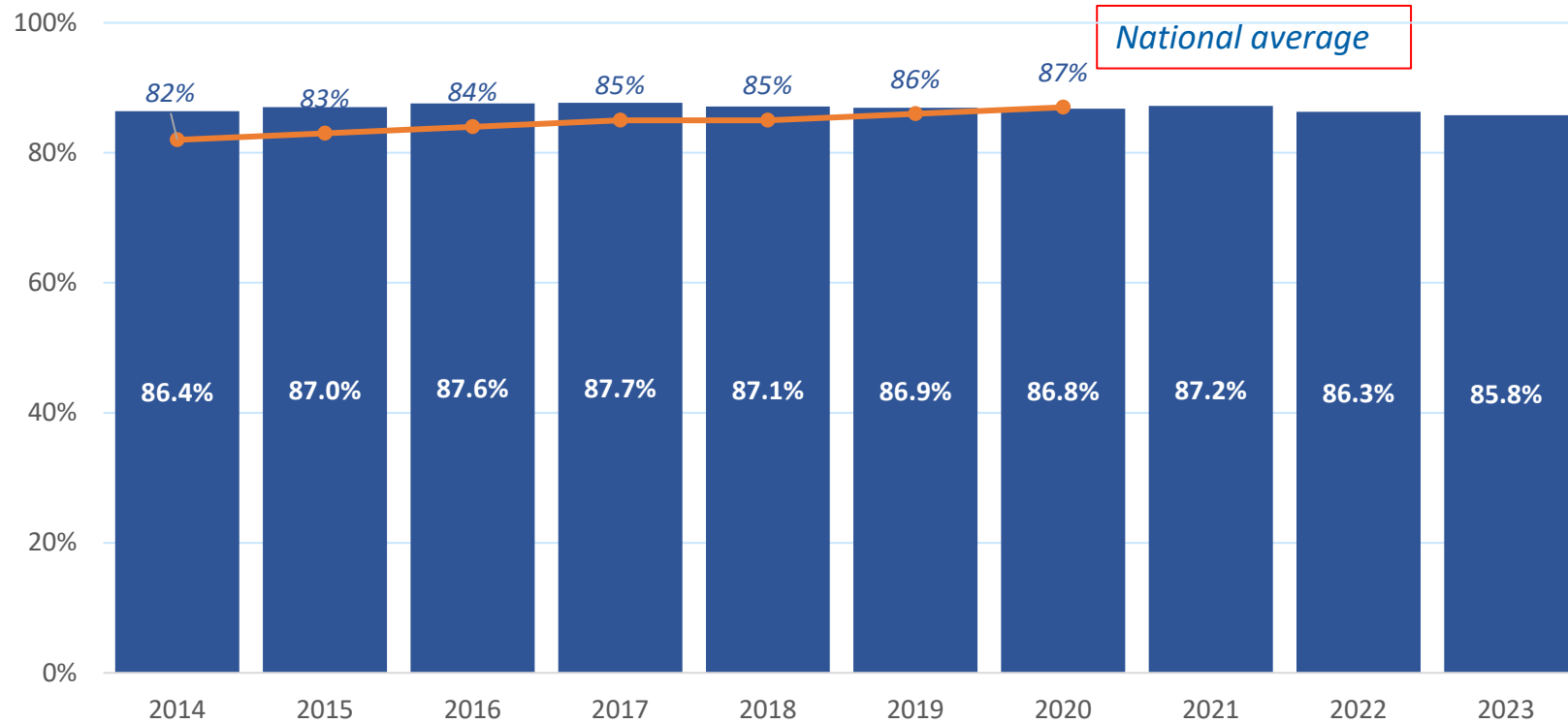
## **Example**

- There were 67,056 students in the class of 2022 4-year adjusted cohort; these students were first-time ninth graders in SY 2018-2019.
- Out of those, 57,860 obtained a high school diploma within four years, resulting in a four-year graduation rate of 86.3%.



## Maryland Four-Year Cohort Graduation Rate Trend

The four-year cohort graduation rate was lower in the 2022-2023 school year as compared to the prior year.



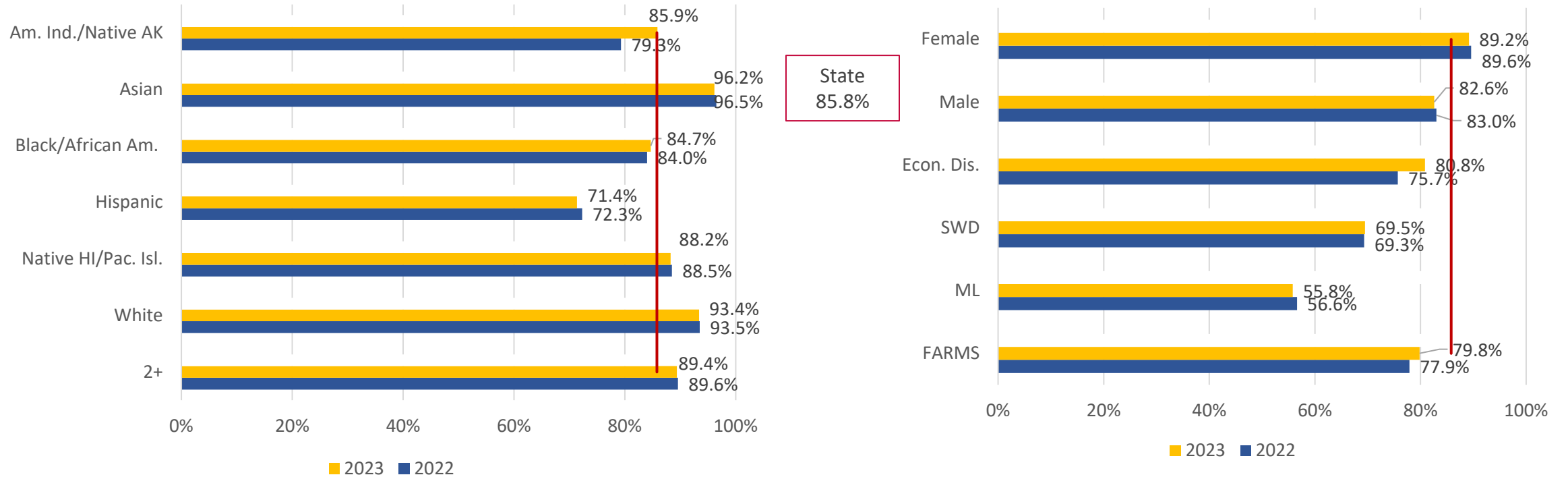
Year	Diploma Count	4-Year Cohort
2014	56,062	64,897
2015	55,473	63,775
2016	55,586	63,446
2017	55,438	63,238
2018	56,704	65,089
2019	55,734	64,164
2020	58,275	67,178
2021	57,423	65,850
2022	57,860	67,056
2023	58,206	67,829

Source of national four-year ACGR: National Center for Education Statistics (NCES). <https://nces.ed.gov/fastfacts/display.asp?id=805>



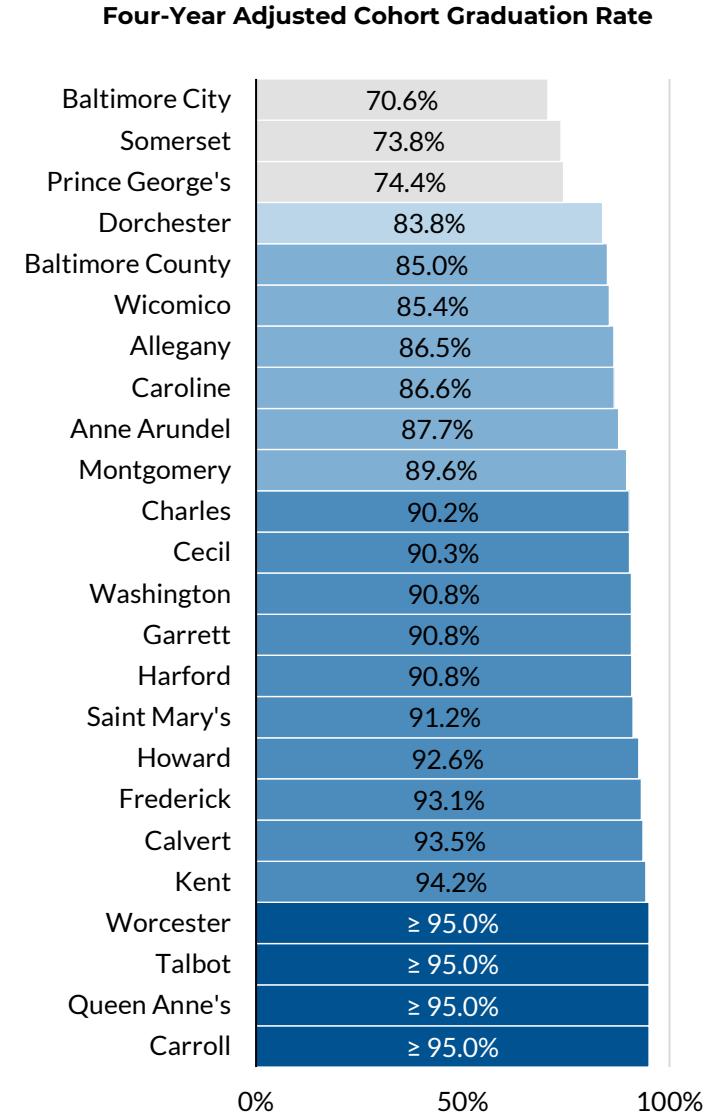
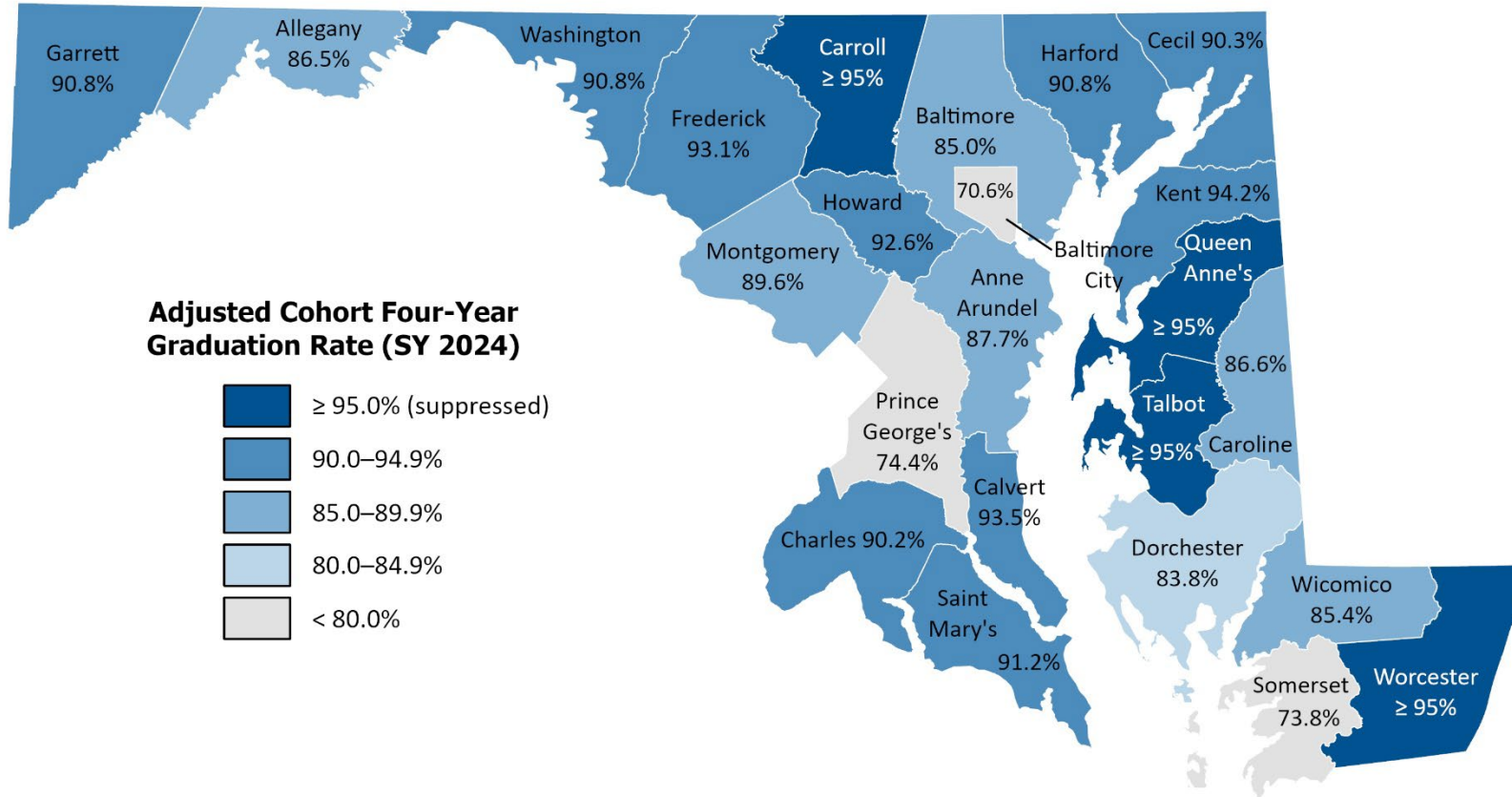
## Maryland Four-Year Cohort Graduation Rate by Student Groups

The 2022-2023 school year four-year cohort graduation rates were similar to the 2021-2022 school year graduation rates for most student groups with Black/African Americans and the economically disadvantaged student group increasing.



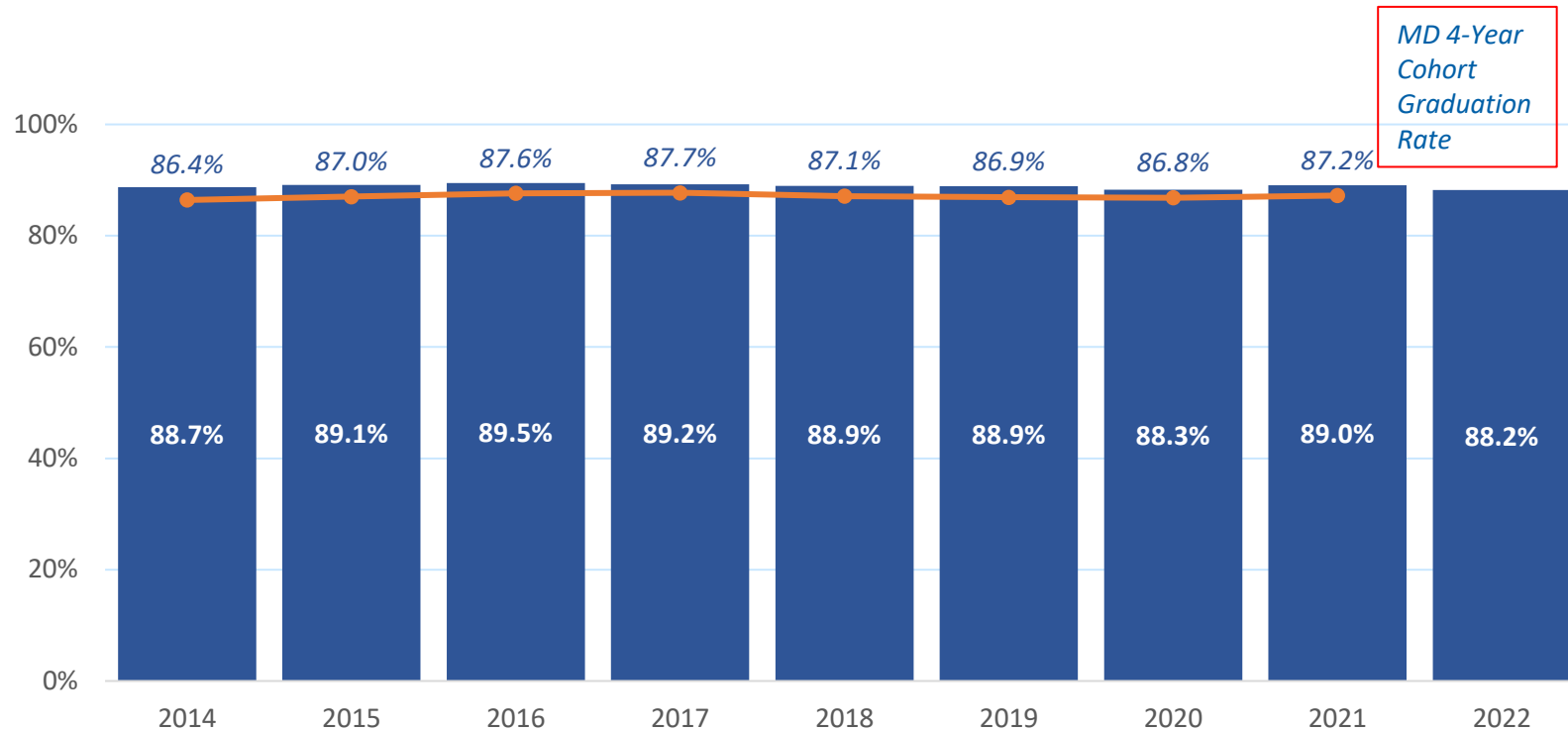
# Maryland Four-Year Graduation Rate by LEA

The 2022-2023 school year four-year adjusted cohort graduation rates vary by LEA, from less than 71% to 95% or higher.



## Maryland Five-Year Cohort Graduation Rate Trend

The five-year cohort graduation rate was lower in the 2021-2022 school year as compared to the prior year.

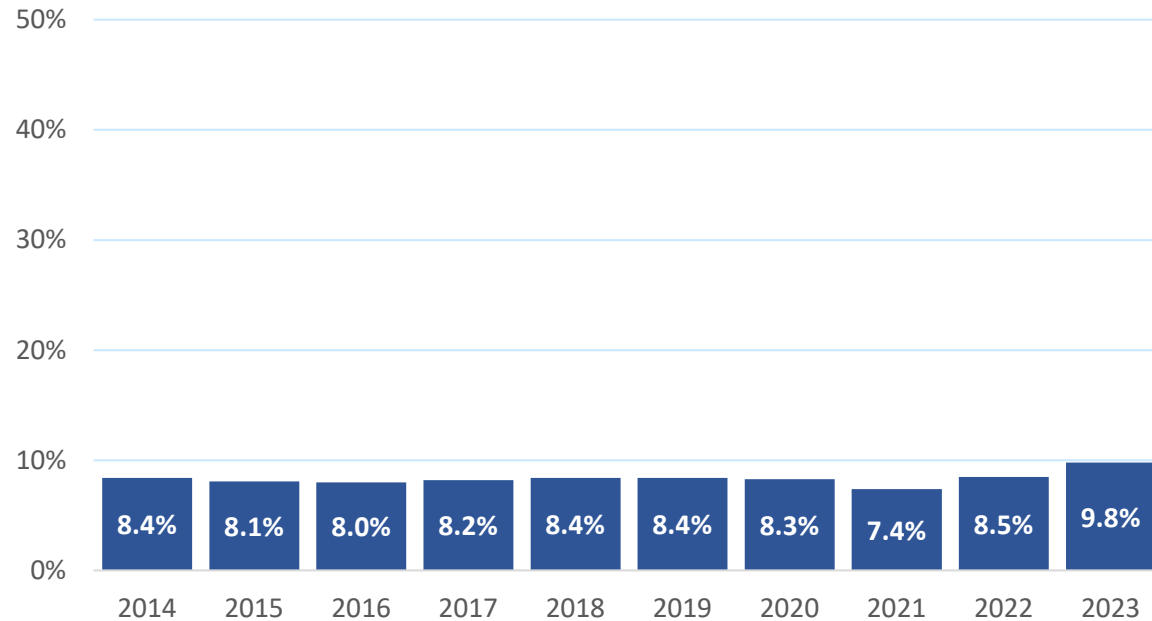


Year	Diploma Count	Five-Year Cohort
2014	57,614	64,956
2015	56,860	63,809
2016	56,804	63,491
2017	56,442	63,267
2018	57,929	65,157
2019	57,064	64,201
2020	59,323	67,213
2021	58,636	65,868
2022	59,175	67,072

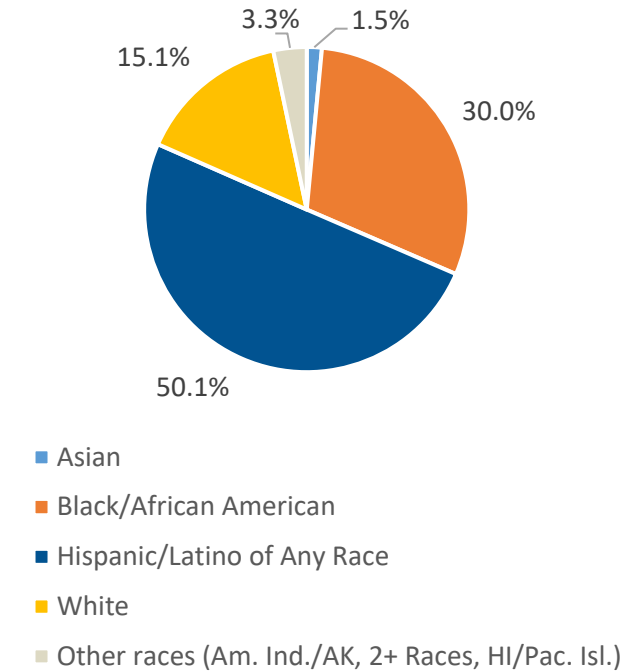
## Four-Year Cohort Dropout Trend

The 2022-2023 school year four-year cohort dropout rate was higher than the 2021-2022 school year dropout rate, with 50% of the students dropping out from the Hispanic/Latino student group.

Four-Year Cohort Dropout Trend



Dropout students by Race/Ethnicity

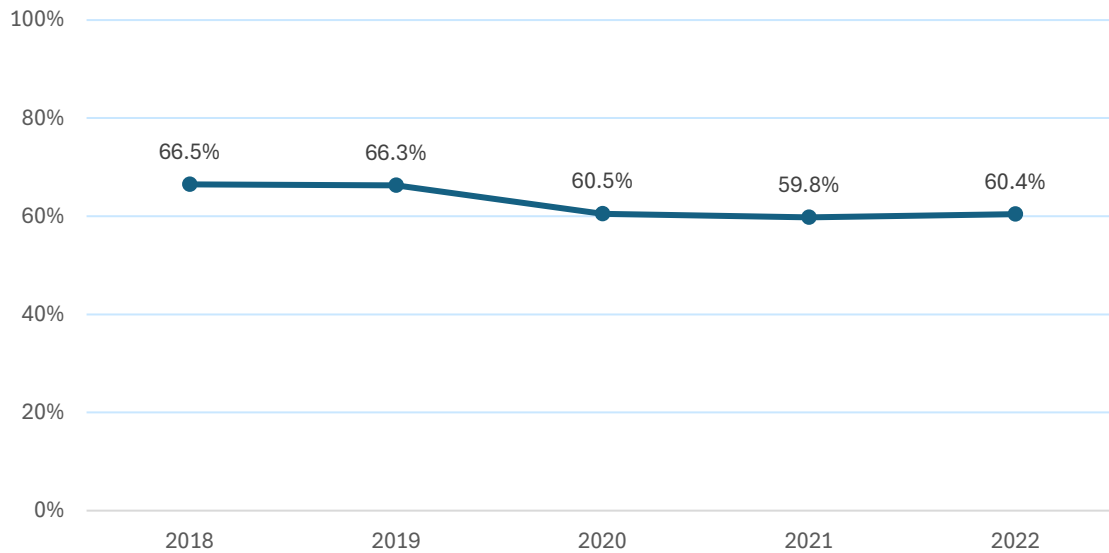




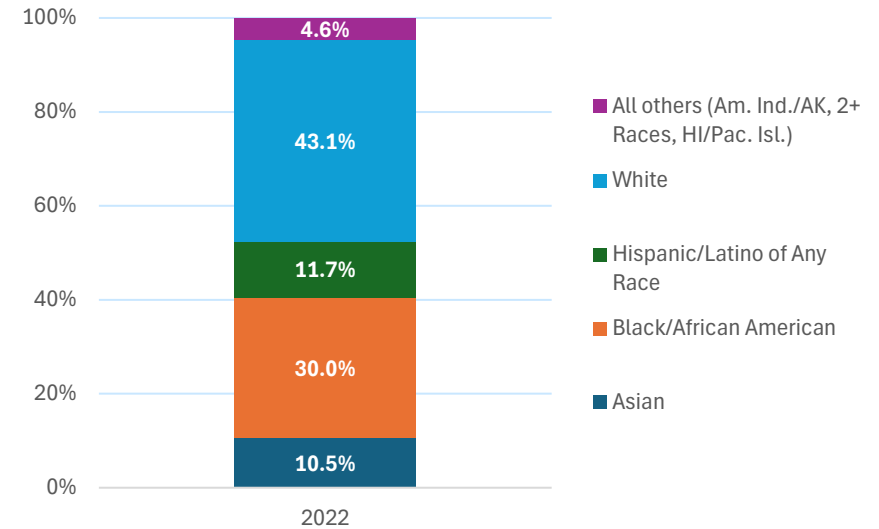
# Postsecondary Enrollment (12 Months) 5-Year Trend

More than 60% of the 2022 graduating class enrolled in postsecondary education within 12 months, slightly higher than the prior year.

Percent of High School Graduates Enrolled in Postsecondary Education within 12 Months



Demographics of High School Graduates Enrolled in Postsecondary Education within 12 Months



# Maryland Report Card – Data Release March 26, 2024

<ul style="list-style-type: none"> <li>• <b>Cohort Rates</b></li> </ul>	<ul style="list-style-type: none"> <li>• 2023 4- cohort graduation and dropout rate</li> <li>• 2022 5-year cohort graduation rate</li> </ul>
<ul style="list-style-type: none"> <li>• <b>High School Completion and College Readiness</b></li> </ul>	<ul style="list-style-type: none"> <li>• 2023 High school completion data</li> <li>• 2023 college readiness data (SAT, AP, ACT)</li> </ul>
<ul style="list-style-type: none"> <li>• <b>Postsecondary Enrollment</b></li> </ul>	<ul style="list-style-type: none"> <li>• 2021 National Student Clearinghouse 16 month</li> <li>• 2021 National Student Clearinghouse 24 month</li> <li>• 2022 National Student Clearinghouse 12 month</li> <li>• 2022 National Student Clearinghouse 16 month</li> </ul>
<ul style="list-style-type: none"> <li>• <b>Other Data</b></li> </ul>	<ul style="list-style-type: none"> <li>• 2023 annual dropout rate (data download only)</li> <li>• 2022 annual dropout rate (data download only)</li> <li>• 2023 MCAP participation rate</li> <li>• 2023 School funding: A list of LEAs and schools that received section 1003 funds, as well as the types of interventions and/or strategies implemented with such funds</li> </ul>
<ul style="list-style-type: none"> <li>• <b>Updated Help Guides</b></li> </ul>	<ul style="list-style-type: none"> <li>• Revised School Report Card User Guide</li> <li>• Revised Elementary, Middle, &amp; High School Calculations At A Glance</li> </ul>

All released data can be found in the Maryland Report Card website, <https://reportcard.msde.maryland.gov/>