


TO: Members of the State Board of Education

FROM: Carey M. Wright, Ed.D., State Superintendent of Schools 

DATE: December 3, 2024

SUBJECT: Maryland School Report Card Results, SY 2023-2024

Purpose

The purpose of this item is to provide an overview of the Maryland School Report Card and highlight the results from school year (SY) 2023-2024 including the star rating of schools and accountability system school designations.

Background

With the Every Student Succeeds Act (ESSA), Maryland submitted a consolidated state plan detailing how the law will be implemented, including how it will hold schools accountable for student performance. The state plan was approved by the U.S. Department of Education in early 2018, and the first Maryland School Report Cards were released later that year. The state released two years of results (SY 2017-2018 and SY 2018-2019) prior to the COVID-19 pandemic.

Recognizing the extraordinary circumstances from the COVID-19 pandemic, the U.S. Department of Education granted Maryland waivers from the accountability requirements of the ESEA for the 2019-2020 and 2020-2021 school years. The publication of Maryland School Report Cards resumed in SY 2021-2022. The Maryland School Report Card for SY 2023-2024 represents the fifth year of results under Maryland's ESSA plan.

Executive Summary

The presentation will provide information on the following:

1. Maryland School Report Card Overview
2. Maryland School Report Card Results SY 2023-2024
3. Timeline for Publication of Maryland School Report Cards

Action

No action is required; this information is for discussion only.

Attachments

Maryland School Report Card Results, SY 2023-2024.pptx

DIVISION OF ASSESSMENT, ACCOUNTABILITY, PERFORMANCE
REPORTING & RESEARCH

Maryland School Report Card Results, SY 2023-2024

December 2024

Presented By | Geoff Sanderson, Deputy Superintendent for Accountability

A teacher with curly blonde hair, wearing a green shirt, is smiling and giving a high-five to a young student with curly dark hair wearing a yellow and black striped shirt. They are in a classroom with other students at desks in the background.

Presentation Outline

1. Maryland School Report Card Overview
2. Maryland School Report Card Results SY 2023-2024
3. Timeline for Publication of School Report Cards

Maryland Accountability System Overview

The Maryland Accountability System is based on 100 total possible points on indicators which vary by grade span.

Indicator	Grade Span	Measure
Academic Achievement	EMH	Achievement composite
Academic Progress	EM	Academic growth
	EM	Credit for completion of a well-rounded curriculum
Progress in Achieving ELP	EMH	Progress in achieving English language proficiency
School Quality and Student Success	EMH	Chronic absenteeism
	EMH	Maryland School Survey
	EMH	Access to a well-rounded curriculum
Graduation Rate	H	Adjusted cohort graduation rate composite
Readiness for Postsecondary Success	H	On-track in 9 th grade
	H	Credit for completion of a well-rounded curriculum

Maryland School Report Card Star Rating

Total possible points

Total number of points a school can earn across the measures.

Total earned points

Total number of points a school earns across the measures.

Total earned percent

Each school's total earned points, divided by its total possible points.

Awarded stars

Each school will be awarded a star based on its total earned percent.

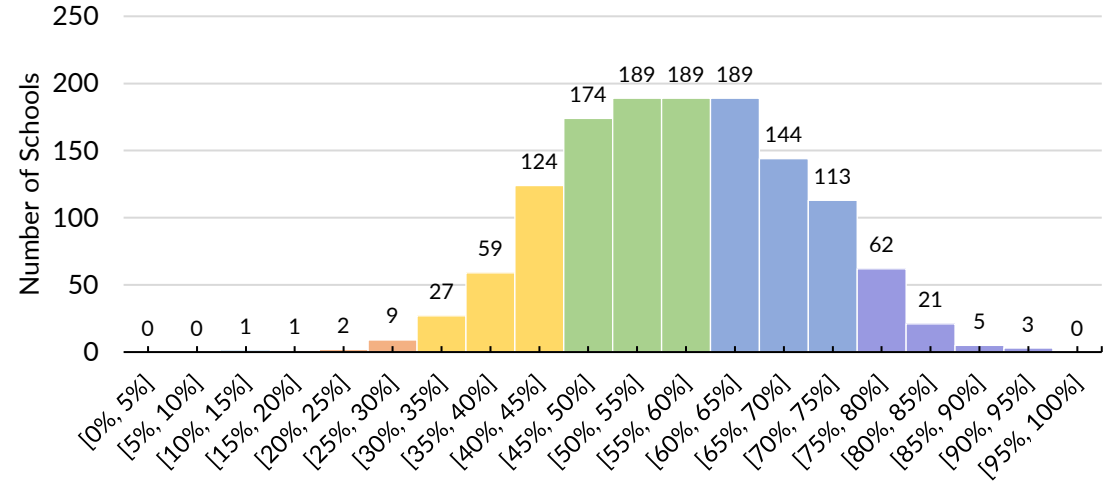
Awarded Stars	Percent of Total Earned Points
★★★★★	75% or greater
★★★★	60% or greater and less than 75%
★★★	45% or greater and less than 60%
★★	30% or greater and less than 45%
★	Less than 30%

Star Rating by School Type, SY 2023-2024

Across all school types, 41% of schools earned a star rating of 4 or 5.

About 83% of schools earned a star rating of 3 or higher.

Total Earned Percent, All Schools 2023-2024



		ALL SCHOOLS	ELEMENTARY	MIDDLE	HIGH	COMBINED
Total Earned Percent	Awarded Stars	N (%)	N (%)	N (%)	N (%)	N (%)
Less than 30%	★	13 (1%)	1 (0%)	1 (0%)	3 (2%)	9 (7%)
30% or greater and less than 45%	★★	210 (16%)	46 (6%)	69 (32%)	43 (22%)	52 (39%)
45% or greater and less than 60%	★★★	552 (42%)	337 (44%)	88 (41%)	81 (41%)	46 (34%)
60% or greater and less than 75%	★★★★	446 (34%)	308 (40%)	54 (25%)	59 (30%)	25 (25%)
75% or greater	★★★★★	91 (7%)	75 (10%)	3 (1%)	11 (6%)	2 (1%)

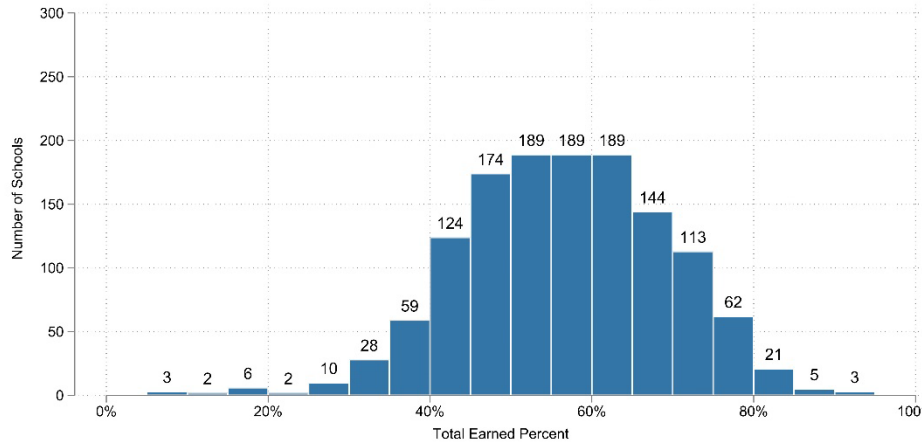
Note: Only schools that have at least 45 total points possible receive a star rating.

Results by Race/Ethnicity, SY 2023-2024

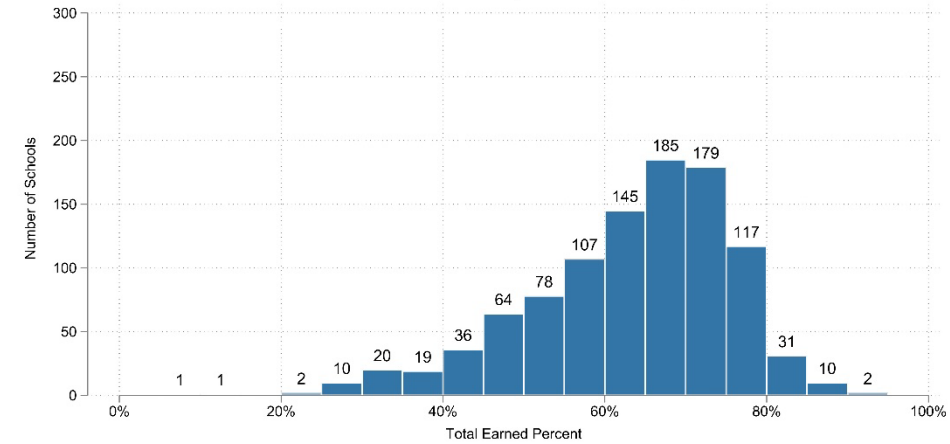
School Report Card results are provided by student groups.

Both Black/African American and Hispanic student group data show lower results as compared to the White student group and All students.

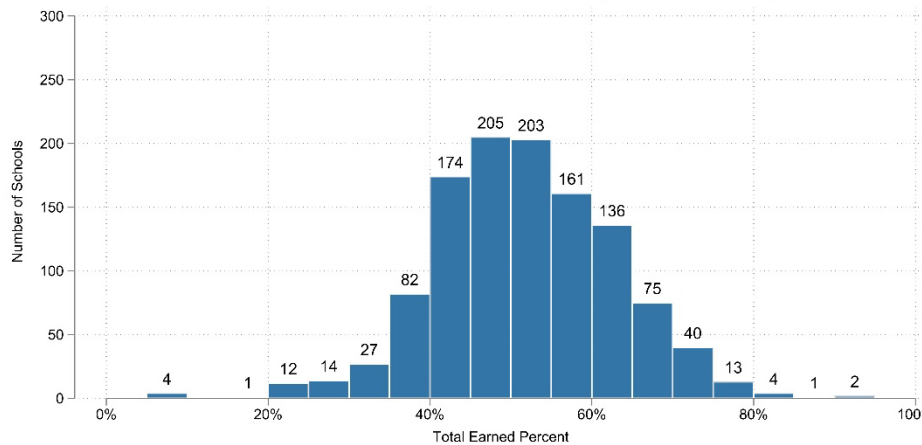
All Students (Median = 57%)



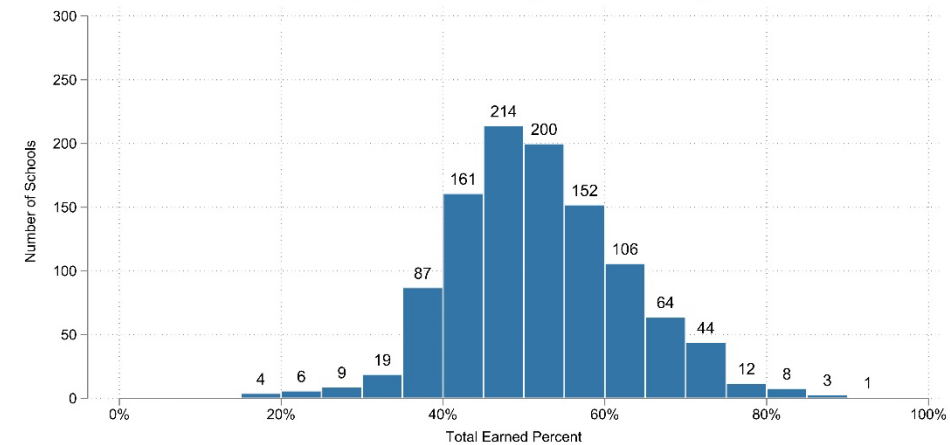
White Students (Median = 66%)



Black/African American Students (Median = 51%)



Hispanic Students (Median = 51%)

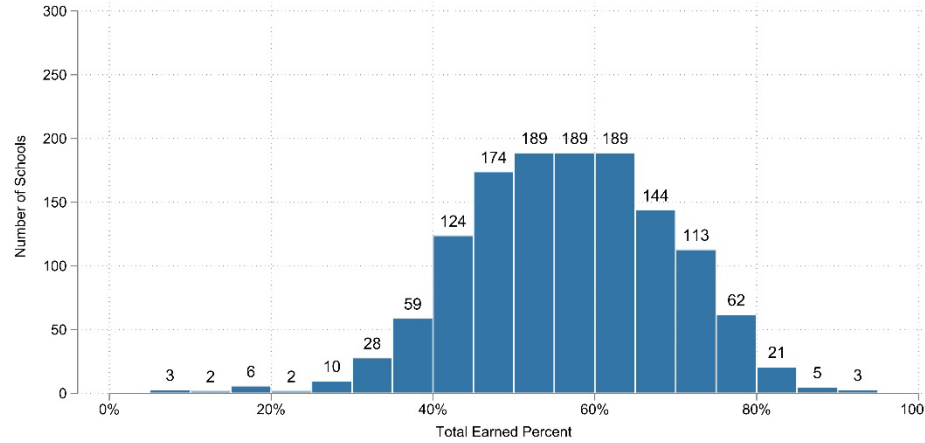


Note: Only schools that have at least 45 total points possible receive a star rating.

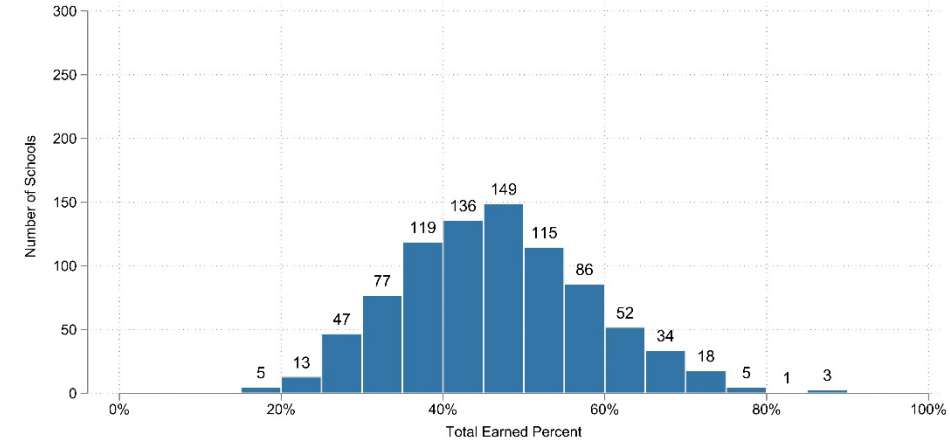
Results by Service Group, SY 2023-2024

School Report Card results show that multilingual learners, economically disadvantaged, and students with disability service groups perform lower than All students.

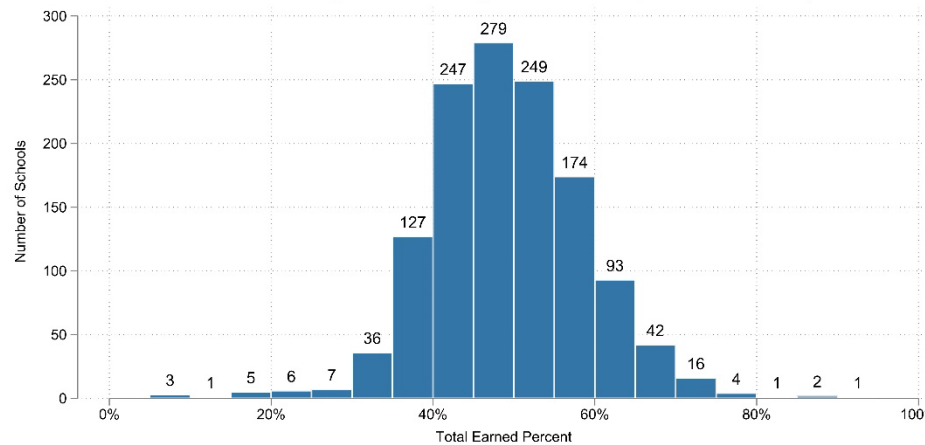
All Students (Median = 57%)



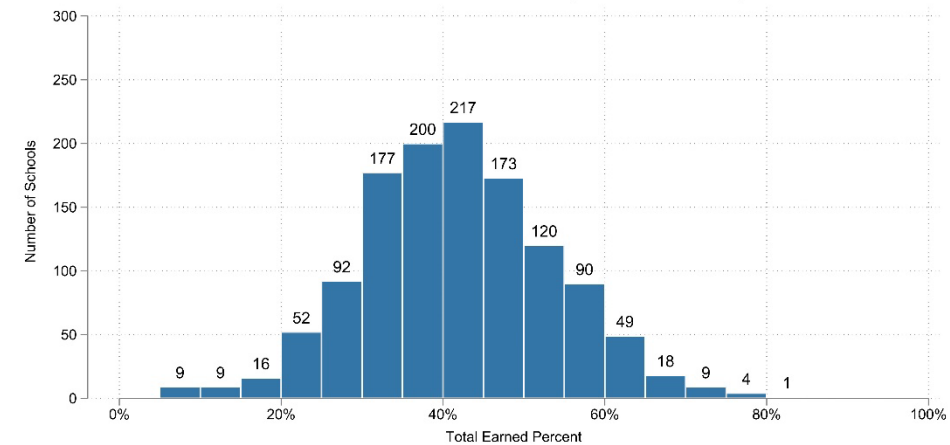
Multilingual Learner Students (Median = 46%)



Economically Disadvantaged Students (Median = 49%)



Students with Disabilities (Median = 41%)



Note: Only schools that have at least 45 total points possible receive a star rating.

Star Ratings, SY 2023-2024 and SY 2022-2023

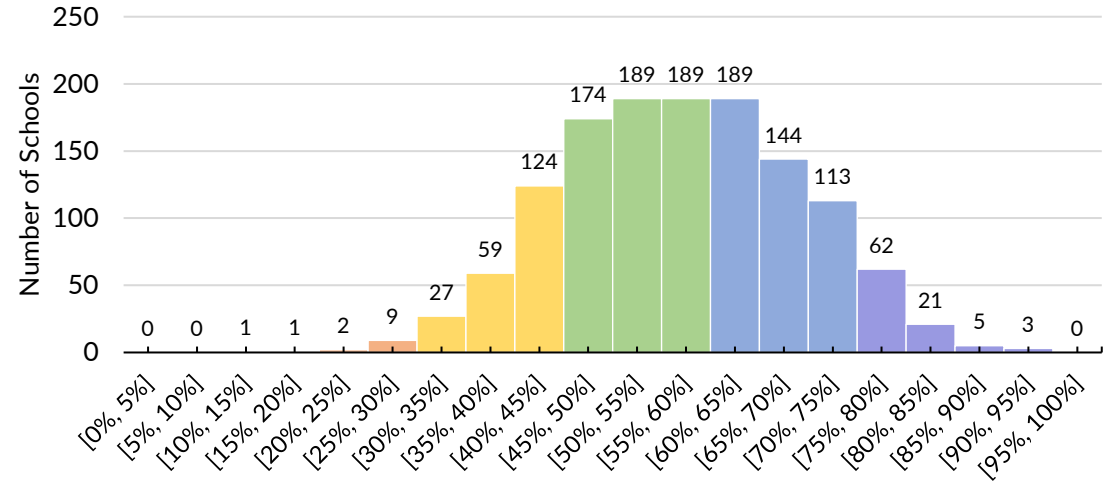
Across all school types, more schools earned 4 or 5 stars in SY 2023-2024 compared to SY 2022-2023.

There was also a decrease in the number of schools receiving 1 or 2 stars.

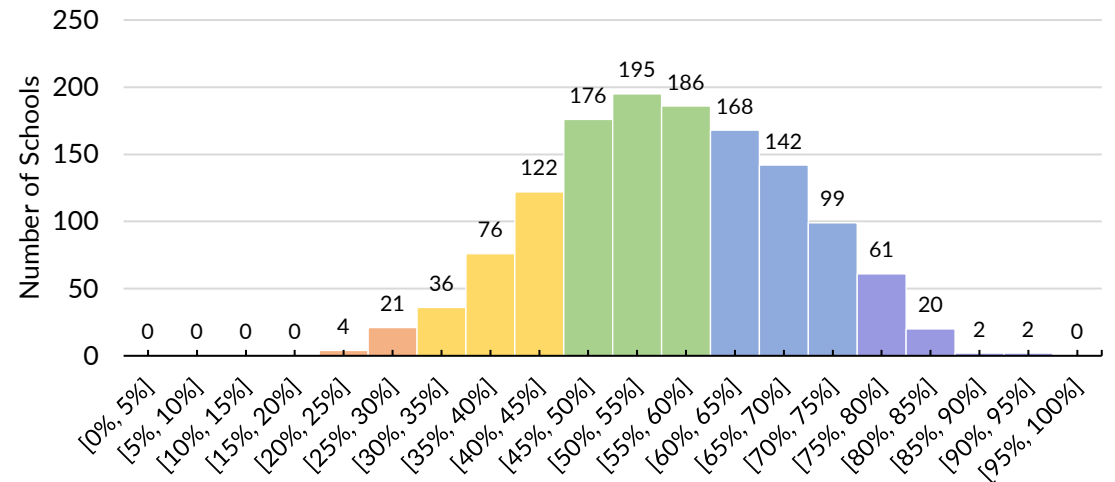
Total Earned Percent	Awarded Stars
Less than 30%	★
30% or greater and less than 45%	★★
45% or greater and less than 60%	★★★
60% or greater and less than 75%	★★★★
75% or greater	★★★★★

Note: Only schools that have at least 45 total points possible receive a star rating.

Total Earned Percent, All Schools 2023-2024



Total Earned Percent, All Schools 2022-2023



How Many Schools had a Star Rating Change in SY 2023-2024?

Most schools had the same star rating in SY 2023-2024 as in SY 2022-2023. Of the schools that changed star ratings, nearly twice as many schools increased their star rating as decreased their rating.

SY 2023-2024

		1 Stars	2 Stars	3 Stars	4 Stars	5 Stars	Total
SY 2022-2023	1 Stars	6	15	2	0	0	23
	2 Stars	2	160	68	2	0	232
	3 Stars	0	34	430	90	1	555
	4 Stars	0	0	50	332	26	408
	5 Stars	0	0	0	21	64	85
	Total	8	209	550	445	91	1,303

Change from 2023	Number of Schools	Percent of Schools
Increased two stars	5	0.4%
Increased one star	199	15.3%
No change	992	76.1%
Decreased one star	107	8.2%
Decreased two stars	0	0.0%

Note: Only schools that have at least 45 total points possible receive a star rating.

Maryland School Report Card Timeline

- SY 2023-2024 School Report Card data will be published on December 3, 2024.
- Each school's results will be reported on the Maryland Report Card website (mdreportcard.org).
- The Maryland School Report Card includes disaggregated data showing the performance of each student group.
- A downloadable report is available for each school.



<https://reportcard.msde.maryland.gov/>